

SUPPLEMENT
TO
CATALOGUE
OF
PARTS
FOR
20 H.P. CHASSIS

— DATED FEBRUARY, 1924 —

SERIES A TO D
WITH ADDENDA FOR SERIES E TO K.

REPRINTED
BY
THE ROLLS-ROYCE
ENTHUSIASTS CLUB
(NORTHERN SECTION)

ROLLS-ROYCE LTD
LONDON
14-15, CONDUIT STREET,
AND
DERBY

JANUARY, 1928

Revised List of Addresses and Service Stations

ROLLS-ROYCE LIMITED

LONDON OFFICE AND SHOWROOM:—14 and 15, CONDUIT STREET, LONDON, W.1.
TELEGRAMS: "ROLHEAD, PICCY, LONDON." TELEPHONES: MAYFAIR 8040, 8041, 8042, 8043.
CODES USED: A B C (5TH EDITION), BENTLEY'S, MARCONI, MOTOR TRADE, WESTERN UNION.

LONDON REPAIR DEPÔT:—CLAREMONT ROAD, N.W.2.
TELEGRAMS: "SILVAGOST, CRICKLE, LONDON." TELEPHONES: HAMPSTEAD, 8020, 8021.

REGISTERED OFFICE AND WORKS:—DERBY.
TELEGRAMS: "ROYCAR, DERBY." TELEPHONE: 1320 DERBY (6 LINES.)

FRANCE.—AUTOMOBILES ROLLS-ROYCE (FRANCE) LTD., *125 Avenue Malakoff, PARIS;
*Additional Garages and Repair Depôts: 5 Boulevard Gambetta, NICE (during the Winter months),
and 13/15 Avenue de la Marne, BIARRITZ (at Easter and from July to October).

SPAIN.—MR. CARLOS DE SALAMANCA, Paseo Recoletos 14, MADRID (Sales).
*TALLERES ROLLS-ROYCE, Fernandez de la Hoz 8, MADRID (Repairs).
*Depôt: At TOMAS GROS, 4 SAN SEBASTIAN (during the Summer season).
Sub-Retailers: MR. SANTIAGO DE UGARTE, Provenza 292, BARCELONA.
MR. CARLOS PINAR, Calle de Castela 22, SEVILLE.

PORTUGAL.—MR. J. G. RUGERONI, 3 R. Latino Coelho, LISBON.

HOLLAND.—ALGEMEENE GARAGE EN AUTOMOBEL MAATSCHAPPIJ, Hofweg, 9, THE HAGUE.

ITALY.—MESSRS. NICHOLLS BROS., Via A. Lamarmora 6, MILAN.

SWITZERLAND.—MR. ALBERT SCHMIDT, 6 Rue du Léman, Quai Wilson, GENEVA.

DENMARK.—MR. K. W. CHRISTENSEN, Osterbrogade 7c, COPENHAGEN.

SWEDEN.—AKTIEBOLAGET A. WIKLUNDS, Maskin & Velocipedfabrik, STOCKHOLM.

BELGIUM.—BRUXELLES AUTOMOBILES, S.A., Rue De Schaerbeek 51-53, BRUSSELS.

GERMANY.—Berlin—MESSRS. ERDMANN & ROSSI, Karlsruherstrasse, 19/22, BERLIN-HARLENSEE.
Leipzig—MR. M. O. RICHARD MÜLLER, Dittrich Ring, 13.
Munich—MR. HANNS THIERFELDER, Brienerstrasse, 6.

AMERICA (North).—ROLLS-ROYCE OF AMERICA INC., *Works and Head Offices, SPRINGFIELD, Mass.
*Showrooms: Queensborough Plaza, Long Island City, NEW YORK.

INDIA.—ROLLS-ROYCE LIMITED, *Hughes Road, Cumballa Hill, BOMBAY.
*Depôt: Kashmir Gate, Delhi. *Depôt: 59, Park Street, CALCUTTA.

AFRICA.—Sole Distributors: MESSRS. ROOTES, LTD., Devonshire House, Piccadilly, LONDON, W.1.

EGYPT.—MESSRS. MOSSERI, CURIEL & CO., P.O. Box 366, CAIRO.

CAPE PROVINCE.—MESSRS. STUTTAFORDS, LTD., St. George's Street, CAPE TOWN.
Retailers also at Princes Street, PORT ELIZABETH.

AUSTRALIA.—New South Wales—MESSRS. DALGETY & CO., LTD., *Philip Street, SYDNEY.
Queensland—BRITISH DOMINION MOTORS, LTD., Adelaide Street, BRISBANE.
South Australia—MESSRS. MOTORS, LTD., *26, Flinders Street, ADELAIDE.
Victoria—MESSRS. ALL BRITISH MOTOR CO. (PTY.), LTD., *109, Russell Street,
MELBOURNE.

NEW ZEALAND.—Sole Distributors: MESSRS. ROOTES, LTD., Devonshire House, Piccadilly,
LONDON, W.1.

PERU.—MESSRS. ALEXANDER ECCLES & CO. (Motor Section), Casilla 50, LIMA-PERU.
Retailers: MESSRS. DOMINION MOTORS, LTD., 65, Courtenay Place, WELLINGTON,
and at AUCKLAND and CHRISTCHURCH.

CEYLON.—Sole Distributors: MESSRS. ROOTES, LTD., Devonshire House, Piccadilly, LONDON, W.1.
Retailers: MESSRS. ROWLANDS' GARAGE, Turret Road, COLOMBO.

ARGENTINA, URUGUAY and PARAGUAY.
COMPANIA NACIONAL DE CARRUAJES Y AUTOMOBILES, CALLAO Y CORRIENTES,
BUENOS AIRES.

BRAZIL. MESSRS. E. G. FONTES & CO., 42 Rua da Candelaria, RIO DE JANEIRO.

STRAITS SETTLEMENTS AND MALAY PENINSULA SOUTH OF SIAM.
MESSRS. MALAYAN MOTORS, 209/212, Orchard Road, SINGAPORE.
(Also PENANG, IPOH, MALACCA and KUALA LUMPUR).

* Indicates where there is a Rolls-Royce engineer in attendance.

Supplement to

20 H.P. Chassis Parts Catalogue

dated February, 1924.

This Supplement is intended for use only in conjunction with the above Catalogue.

The latter covers Chassis of Series A, B, C, and D, but Series references were not included.

The Supplement has as its objects to supply these Series references, at the same time bringing the Catalogue up-to-date, and also to extend the scope of the Catalogue to include Chassis of Series E, F, G, H, J, and K.

Front Wheel Brakes and a Four-Speed Gear-Box were first introduced to Chassis commencing early in Series F.

Thus, the Supplement comprises the following:—

- (1) Series references not included in the existing Catalogue.
- (2) New or altered parts used on Chassis of Series A, B, C, and D since the publication of the Catalogue in February, 1924.
- (3) Parts for Series E and part of Series F where these differ from, or are additional to, corresponding parts used in earlier Series.
- (4) New or additional parts involved in the fitting of a Four-Speed Gearbox, both with or without Front Wheel Brakes, which changes commence early in Series F.

When referring to the existing Catalogue, reference should also be made to this Supplement under a similar section heading in order to confirm whether the part required has been altered or replaced.

In order to avoid repetition of Series references in connection with new parts, the latter are generally arranged under Series sub-headings.

Series references are to be taken as being inclusive except where otherwise stated.

Code Words are printed in italics in certain cases to distinguish them from the context.

The Index of Piece Numbers including more than One Part does not include assembled parts which are already included in the corresponding Index of the existing Catalogue.

CONTENTS

LIST OF SECTIONS

| ENGINE | PAGE |
|---|--------|
| BONNET AND FITTINGS | 1 |
| CARBURETTER | 3 |
| CONTROL MECHANISM | 5 |
| CRANK AND CAMSHAFTS | 7 |
| CRANKCASE AND BEARINGS | 7 |
| CYLINDERS, COVERS AND PLUGS | 9 |
| DISTRIBUTOR AND WATER PUMP DRIVE | 10 |
| DYNAMO DRIVE | 1 |
| EXHAUST AND INLET FITTINGS | 11 |
| FAN | 9 |
| GOVERNOR AND DISTRIBUTOR DRIVE | 3 |
| HANDLE STARTING | 11 |
| IGNITION FITTINGS— | |
| HIGH TENSION DISTRIBUTOR, CONTACT BREAKER AND CONDENSER | 13 |
| HIGH TENSION WIRE FITTINGS | 5 |
| NON-TREMBLER COIL AND BALLAST RESISTANCE | 11 |
| MAGNETO DRIVE | 15 |
| OIL FITTINGS— | |
| OIL FILLER | 17 |
| OIL FILTER | 17 |
| OIL PIPES AND CONNECTIONS | 17 |
| OIL PUMP AND RELIEF VALVE | 17 |
| OIL SUMP INDICATOR | 17 |
| PISTONS AND CONNECTING RODS | 19 |
| RADIATOR AND FITTINGS | 21 |
| RADIATOR SHUTTERS AND CONTROLS | 21 |
| SPRING DRIVE | 15 |
| TORQUE REACTION DAMPING DEVICE | 22 |
| VALVES AND TAPPETS | 19 |
| WATER CONNECTIONS | 18 |
| WATER PUMP | 19 |
| WHEELCASE AND IDLER GEAR.. . . . | 13 |
| FRAME | |
| AXLE, FRONT AND CROSS STEERING TUBE (Series A to part of Series F) | 23 |
| AXLE, FRONT AND BRAKES (part of Series F to Series K) | 25 |
| AXLE, REAR (INCLUDING BRAKES AND DIFFERENTIAL) | 35 |
| CARRIER, LUGGAGE | 23 |
| CARRIER, SPARE WHEEL (SIDE AND REAR) | 45, 46 |
| CROSS STEERING TUBE (part of Series F to Series K) | 23 |
| DASH AND FOOTBOARDS | 63 |

CONTENTS

| FRAME— <i>continued</i> | PAGE |
|---|------|
| FRAME, FITTINGS AND SPRINGS | 51 |
| FRAME TIES | 59 |
| INSTRUMENT BOARD | 61 |
| PEDALS | 41 |
| SHOCK ABSORBER (FRONT) (FRICTION) | 71 |
| SHOCK ABSORBER (FRONT) (HYDRAULIC) | 73 |
| SHOCK ABSORBER (REAR) | 71 |
| SIDE STEERING TUBE | 75 |
| STEERING COLUMN, CONTROLS AND SWITCH (Series A to part of Series J) | 65 |
| STEERING COLUMN, CONTROLS AND SWITCH (part of Series J and Series K) | 67 |
| TANK, PETROL, " AUTOVAC " AND PIPING | 40 |
| UNDERSHIELD (Series A to part of Series F).. . . . | 45 |
| UNDERSHIELDS (part of Series F to Series K) | 47 |
| GEAR BOX | |
| LEVER MECHANISM, SIDE | 77 |
| CHANGE GEAR AND BRAKE MECHANISM | 81 |
| EQUALISING MECHANISM FOR FOOT AND HAND BRAKES | 81 |
| EQUALISING MECHANISM FOR HAND BRAKES | 81 |
| EQUALISING MECHANISM AND COUNTERSHAFT FOR BRAKES | 81 |
| FLYWHEEL AND CLUTCH | 85 |
| GEAR BOX AND SPEEDOMETER DRIVE (THREE-SPEED) | 85 |
| GEAR BOX AND SPEEDOMETER DRIVE (FOUR-SPEED) | 87 |
| PROPELLER SHAFT AND UNIVERSAL COUPLINGS | 99 |
| SERVO MOTOR | 95 |
| ELECTRICAL EQUIPMENT | |
| BATTERY AND FITTINGS | 101 |
| BODY LIGHTING AND JUNCTION BOX | 101 |
| CABLES AND FITTINGS | 103 |
| DISTRIBUTION BOARD AND CUT-OUT | 105 |
| DRIVES FOR STARTER MOTOR | 107 |
| DYNAMO AND SUSPENSION | 109 |
| STARTER MOTOR | 109 |
| STARTER SWITCH | 107 |
| SWITCHBOX | 109 |
| SPANNERS AND TOOLS | |
| SPANNERS AND TOOLS | 111 |
| LIST OF SPARES SUPPLIED WITH CHASSIS | 113 |
| STANDARD PARTS | 114 |
| INDEX OF CODE WORDS | 117 |
| INDEX OF PIECE NUMBERS INCLUDING MORE THAN ONE PART | 122 |
| INDEX OF PIECE NUMBERS | 140 |

BONNET & FITTINGS

The existing Catalogue is correct from Series A to E, with the following revision:—

E 50690 replaced by E 51620 *Davenport* E 50692 replaced by E 54010 *Daubarn*
E 51600 replaced by E 51619 *Dawson*

°E 3298, E 3346, E 50691, E 50692, E 50694, E 50696, E 50699, E 50700, E 50826, E 50834,
E 51189, E 51544, Bonnet complete°

The following parts are used on Series F to part of Series J:—

| DESCRIPTION | No. off | Piece No. | Code Word |
|---|---------|-----------|-----------|
| Angle, Side Rest, complete with plate (off side) | 1 | E 53450a | Darnton |
| Angle, Side Rest, complete with plate (near side) | 1 | E 53451a | Darwood |
| °Bonnet, complete | 1 | — | Daughish |

The following parts are used on part of Series J and on Series K:—

| | | | |
|---|----|----------|-----------|
| Angle, Side Rest, complete with plate (off side) | 1 | E 54058a | Darracott |
| Angle, Side Rest, complete with plate (near side) | 1 | E 54056a | Dashwode |
| °Bolt for fastener hinge | 8 | E 53783 | Daubeney |
| °Bolt, Rest Plate Holding Down | 4 | E 53784 | Daubert |
| °Bonnet, complete | 1 | — | Daukes |
| Guard for steering lever | 1 | E 54061 | Davidge |
| °Handle for bonnet | 2 | E 71064 | Davidson |
| °Lock for bonnet | 2 | E 54011 | Dawber |
| Plate, Backing, for bonnet catch hinge | 4 | E 53782 | Dawborn |
| °Screw for bonnet handle | 4 | E 74785 | Dawney |
| Washer for bonnet handle | 4 | E 75557 | Eatunavy |
| Washer for side rest plate bolt | 13 | E 53781 | Daxon |

DYNAMO DRIVE

The existing Catalogue is correct from Series A to H, with the following revision:—

E 51630 replaced by E 53309 *Dewhurst* E 51775 replaced by E 53312 *Dibben*
E 51776 replaced by E 53311 *Dewynter* E 51777 replaced by E 53310 *Dewrance*
E 52344a replaced by E 53098 *Dibsdale* E 52345 replaced by E 53099 *Dickens*

The following parts are added:—

| DESCRIPTION | No. off | Piece No. | Code Word |
|---|---------|-----------|-----------|
| Washer, Distance, for dynamo coupling nut | 1 | E 72050 | Didcock |
| Washer, for rear cover bolts | 4 | E 53590 | Digby |

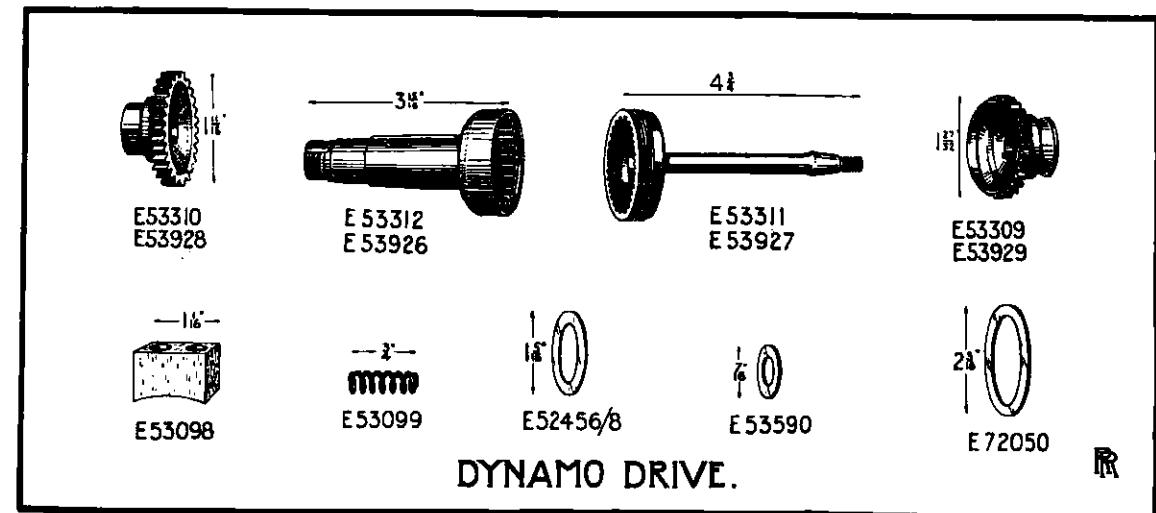
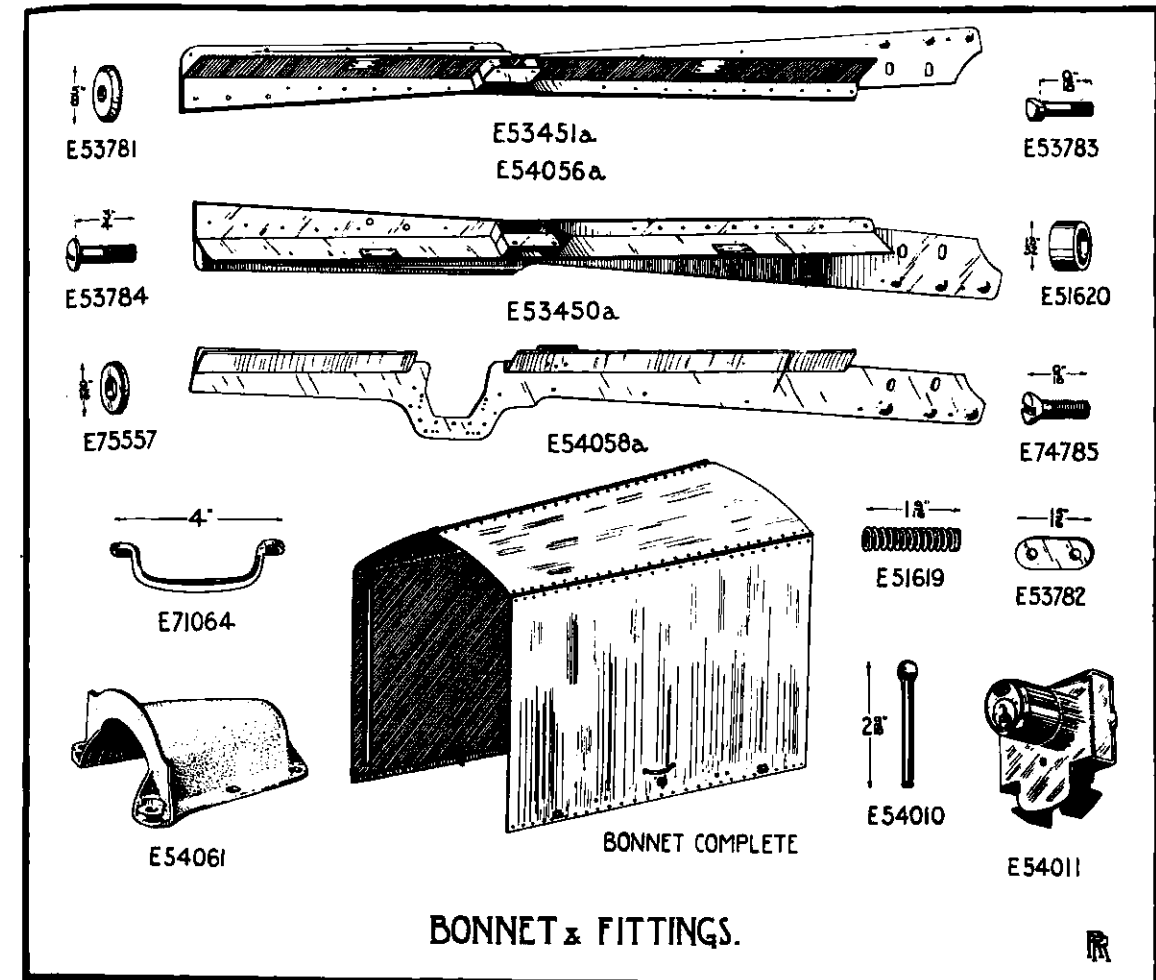
The following parts are used on part of Series C to Series K:—

| | | | |
|--|---|---------|-----------|
| *Washer, Adjusting, for gear wheel (20 S.W.G.) (.036" thick) | 1 | E 52456 | Dickenson |
| *Washer, Adjusting, for gear wheel (22 S.W.G.) (.028" thick) | 1 | E 52457 | Dickman |
| *Washer, Adjusting, for gear wheel (24 S.W.G.) (.022" thick) | 1 | E 52458 | Dicksee |

The following parts are used on Series J and K:—

| | | | |
|--|---|---------|-----------|
| Coupling, Dynamo | 1 | E 53929 | Deworms |
| Piece, Connecting, to dynamo shaft | 1 | E 53928 | Dewsnap |
| Shaft, Connecting, to dynamo | 1 | E 53927 | Deyncourt |
| Shaft, Pinion Drive, dynamo connecting shaft | 1 | E 53926 | Dibley |

° Please quote Chassis Number when ordering and also state Chassis Finish for parts marked °
* Alternatives.



CARBURETTER

The existing Catalogue is correct from Series A to D, with the following revision :—

- E 6387 replaced by E 27485 *Eatuquire*
- E 14172 replaced by F 10886 *Blakesley*
- E 50951 replaced by E 53697 *Dayrell*
- E 51941 replaced by E 54345 *Eaturima*
- E 50524a, E 51643a, E 52101 (used on Series A, B, and part of Series C).
- E 52813a, E 52822a, E 52856 (used on part of Series C to Series K).

The following parts are not used after part of Series H :—
E 51853, E 51854, E 52403.

The following parts are used on Series E to K :—

| DESCRIPTION | No. off | Piece No. | Code Word |
|---|---------|-----------|-----------|
| Body, Carburetter | 1 | E 54503a | Daycock |
| Cap for air intake piece | 1 | E 53192 | Dayford |
| Carburetter, complete | 1 | — | Dayian |
| Chamber, Suction, for air valve chamber | 1 | E 53021 | Daynes |
| Gauze for breather pipe | 1 | E 53195a | Dearberg |
| Lever, with adjusting nut, for high speed valve control | 1 | E 51139b | Dearing |
| Lever, with adjusting nut, for low speed valve control | 1 | E 51140b | Dearden |
| Piece, Air Intake | 1 | E 53191a | Deavin |
| Pipe, Breather, Carburetter to crankcase | 1 | E 53196a | Debac |
| Spindle, Throttle Valve, with lever | 1 | E 52822b | Debeers |
| Stud for holding air intake to body | 1 | E 51213 | Debell |
| Union, Carburetter Body | 1 | E 54502 | Roegrow |
| Washer, Joint for union | 1 | E 70781 | Eatubibe |

The following parts are used on Series J and K :—

| | | | |
|---------------------------|---|---------|----------|
| Cover for suction chamber | 1 | E 54301 | Dealtry |
| Nut for air valve spring | 1 | E 53689 | Dearlove |
| Spring, Air Valve | 1 | E 54102 | Debeger |

The following parts are used on Series K :—

| | | | |
|---------------------------------------|---|----------|---------|
| Cover, Floatchamber | 1 | E 54046 | Deadman |
| Pawl, Locking, for floatchamber cover | 1 | E 54047 | Dearmer |
| Plug for floatchamber cover | 1 | E 54108 | Debathe |
| Plunger for floatchamber locking pawl | 1 | E 75948 | Desmond |
| Spring for locking pawl | 1 | E 11269 | Prelude |
| Valve, Float Feed | 1 | E 54048a | Deboise |
| Washer for floatchamber cover plug | 1 | E 27486 | Eatuque |

GOVERNOR AND DISTRIBUTOR DRIVE


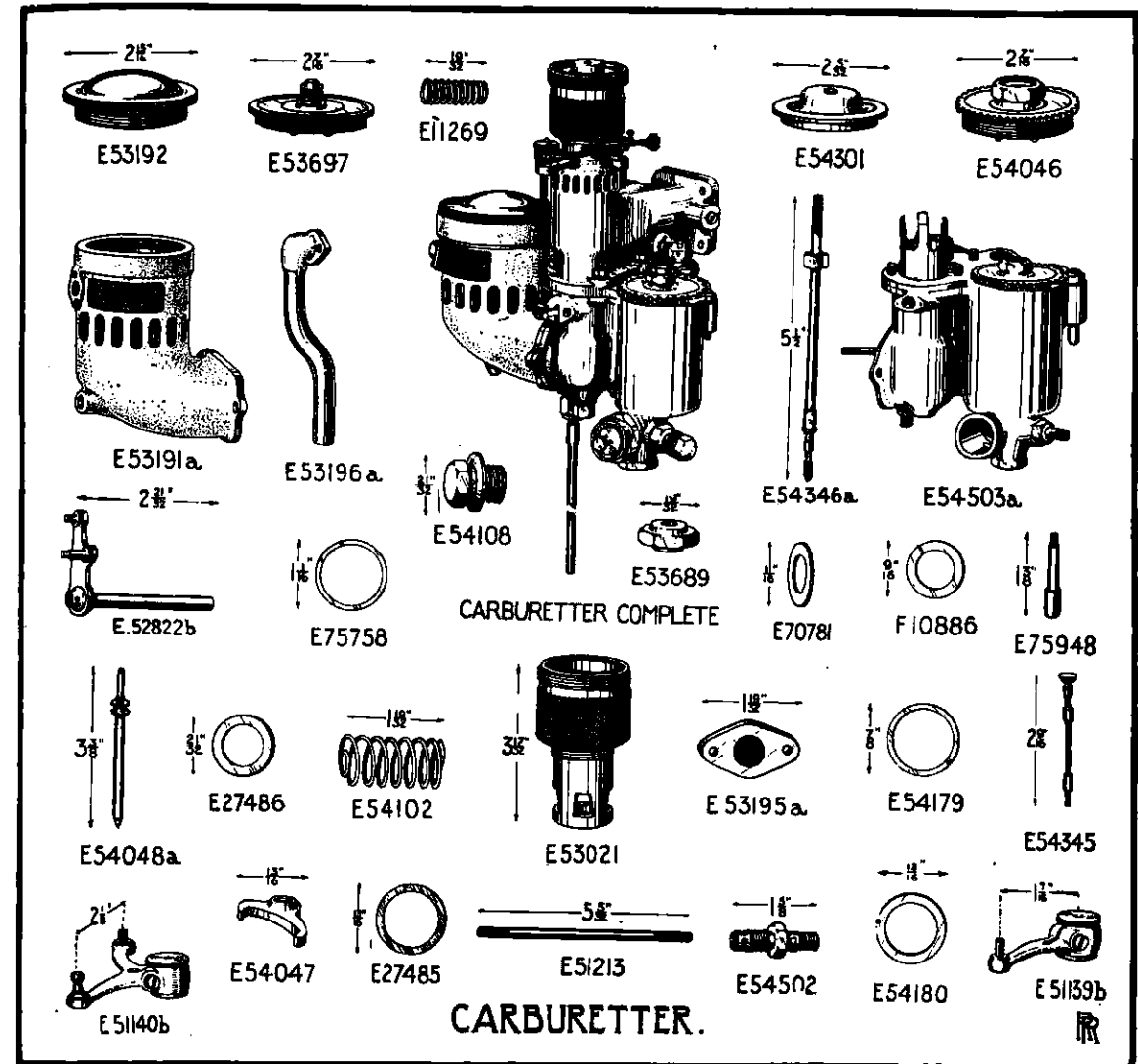
The existing Catalogue is correct from Series A to K, with the following revision :—

- E 51361a (used on Series A to part of Series C).
- E 52907a (used on part of Series C to Series K).

| DESCRIPTION | No. off | Piece No. | Code Word |
|-------------------------------------|---------|-----------|-----------|
| Washer, Driving Gear | 1 | E 50764 | Eldam |
| replaced by | | | |
| *Washer, Driving Gear (.075" thick) | 1 | E 53520 | Dockery |
| *Washer, Driving Gear (.085" thick) | 1 | E 53521 | Dockrell |

Please quote Chassis Number when ordering.

* Alternatives.



| DESCRIPTION | No. off | Piece No. | Code Word |
|-------------------------------------|---------|-----------|-----------|
| *Washer, Driving Gear (.095" thick) | 1 | E 53522 | Docwra |
| *Washer, Driving Gear (.105" thick) | 1 | E 53523 | Dodgshun |

Please quote Chassis Number when ordering.

* Alternatives.

CONTROL MECHANISM

The existing Catalogue is correct from Series A to part of Series J with the following revision :—

- E 20628, E 51626, D 50305 obsolete.
- °E 51785a replaced by { E 51795a (" D " type steering) Deffell°
 { E 51796a (" B " type steering) Defraigne°
- E 51019 replaced by E 54114 A = 3/8" Dehay E 51417 replaced by E 53974 Delaware
- E 51592a (used on part of Series A).
- E 51018, E 51427a, E 51599a, E 52148 (used on Series A to part of Series C).
- E 51427c, E 52561, E 52909a (used on part of Series C and on Series D).
- E 51409a, E 52566 (used on Series A to D).
- E 51864a (used on Series E to K and when E.O.6 Magneto is fitted).

The following parts are used from part of Series C to Series K :—

| DESCRIPTION | No. off | Piece No. | Code Word |
|---|---------|-----------|-----------|
| Bolt for control lever, A = .7" | 6 or 7 | E 53491 | Deeping |
| Bolt for control lever, A = .8" | 1 or 2 | E 53492 | Deeprose |

The following parts are used on part of Series J and on Series K :—

| DESCRIPTION | No. off | Piece No. | Code Word |
|--|---------|-----------|-----------|
| Jaw for accelerator pull rod | 1 | E 9194 | Bluntly |
| Lever for magneto control shaft | 1 | E 54070a | Deerhurst |
| °Lever, Hand, with control rod for starting carburetter A = 22.825" | 1 | E 54077a | Degenfeld |
| Rod, Magneto Pull | 1 | E 54069a | Delaney |
| Rod, Pull, 3 1/8" long | 1 | E 54067 | Delarue |
| Rod, Pull, 12" long (" B " type steering) | 1 | E 53970 | Eatyrd |
| Rod, Pull, 8 1/8" long (" D " type steering) | 1 | E 54074 | Delcomyn |
| Rod, Pull, 10 1/8" long (" D " type steering) | 1 | E 54073 | Delehaunt |
| Rod, Pull, 9 1/8" long (" D " type steering) | 1 | U 1817 | Vamplate |
| Rod, Pull, to distributor | 1 | E 54068 | Delhunt |
| Tube, Control (" B " type steering) | 1 | E 51576a | Dolwan |
| Tube, Control (" D " type steering) | 1 | E 51576d | Dellagana |
| Tube, Inner Control, for starting carburetter with lever (" D " type steering) | 1 | E 54076a | Delmonte |
| Tube, Outer Control, for starting carburetter, complete with dash bearing and lever (" D " type steering) | 1 | E 54075a | Deloitte |

The following parts are used on Series A to K :—

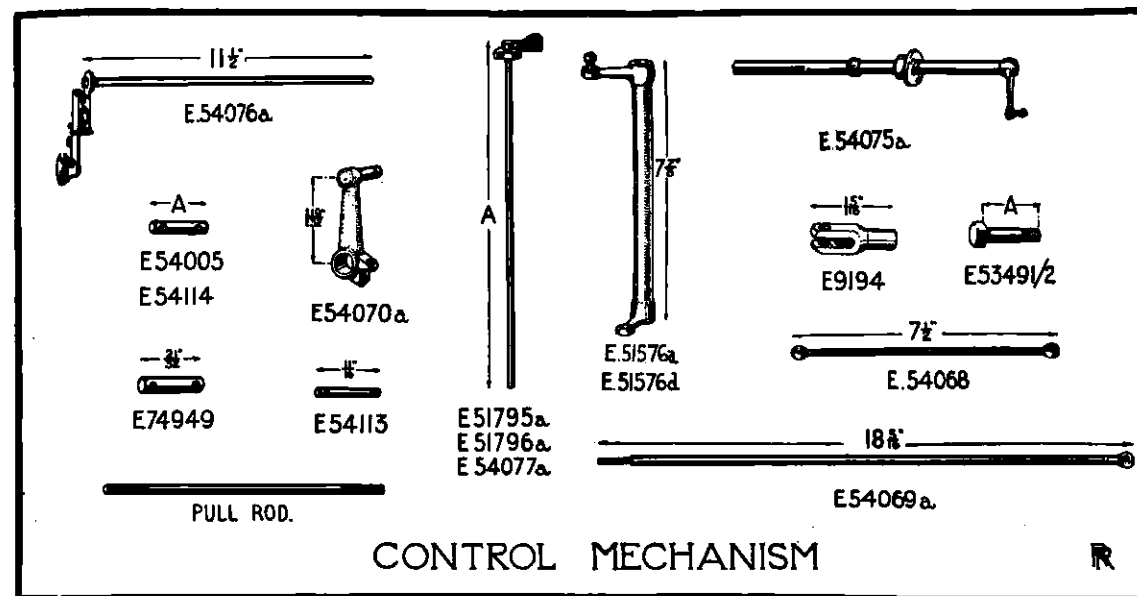
| DESCRIPTION | No. off | Piece No. | Code Word |
|---|---------|-----------|-----------|
| Pin for control jaw, A = 1/8" | 2 | E 54005 | Deignam |
| Pin for control jaw | 2 | E 74949 | Delacour |
| Pin for control jaw | 1 | E 54113 | Delaforce |

HIGH TENSION WIRE FITTINGS

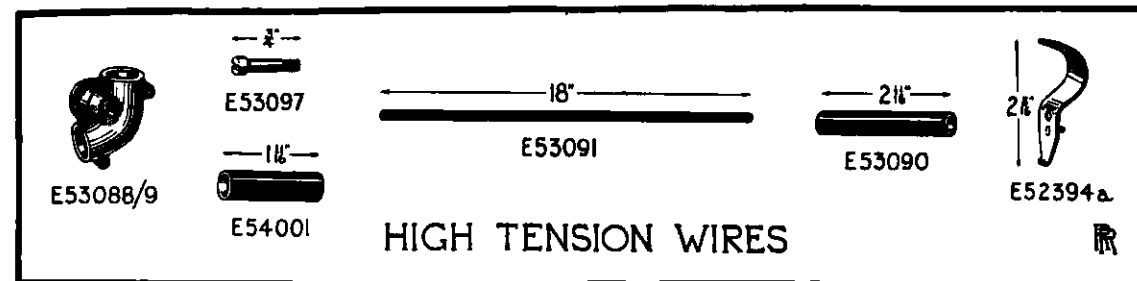
The existing Catalogue is correct from Series A to K with the following revision :—

- E 17319, E 50730, E 50731, E 50733, E 50735, E 52378 (used on Series A and on part of Series B).
- E 52395 (used on part of Series B and on Series C).

° Please quote Chassis Number when ordering and also state Chassis Finish for parts marked °



CONTROL MECHANISM



HIGH TENSION WIRES

- E 52394 (used on part of Series B to Series D).
- E 52391, E 52392, E 52398 (used on part of Series B to Series K).
- E 52911, E 52912, E 52913, E 52915, E 53045, E 53046 (used on part of Series C and on Series D).
- E 52377 (used on Series A to part of Series B when E.O. 6 Magneto is fitted).
- E 52837 (used on part of Series B to part of Series C).
- D 50946a, E 52914 (used on part of Series C to Series K).
- E 52839/40 (Series D to K).

The following parts are used on Series E to K :—

| DESCRIPTION | No. off | Piece No. | Code Word |
|--|---------|-----------|-----------|
| Clip for ignition tube | 2 | E 52394a | Donoghue |
| Elbow for magneto wires (in halves) | 2 | E 53088/9 | Donoget |
| Screw, Clamping, for magneto wire elbow | 4 | E 53097 | Donovan |
| Tube for magneto wire (long) | 1 | E 53091 | Doran |
| Tube for magneto wire (short) | 1 | E 53090 | Dore |
| Tube for magneto wire (short) (Series J and K) | 1 | E 54001 | Doreham |

Please quote Chassis Number when ordering.

CRANK AND CAMSHAFTS

The existing Catalogue is correct from Series A to K with the following revision:—

E 50883 replaced by E 54352 *Eatureve*

| DESCRIPTION | No. off | Piece No. | Code Word |
|---|---------|-----------|-----------|
| Washer for oil cap | 11 | E 54178 | Eaturib |
| Camshaft (used on part of Series D to Series K) | 1 | E 53115 | Delory |
| Crankshaft, complete (Series K) | 1 | — | Deltour |

CRANKCASE AND BEARINGS

The existing Catalogue is correct from Series A to D with the following revision:—

E 14424 replaced by E 54176 *Eaturifle* E 50094 replaced by E 54117 *Eaturover*
 E 50176 replaced by E 53301 *Demsham* E 50179 replaced by E 53200 *Dempsey*
 E 50314 replaced by E 54177 *Eaturigh* E 51036 replaced by G 50345 *Eaturuan*
 E 53013 replaced by E 53201 *Dempster* E 53048 replaced by E 53913 *Eaturiced*

The following parts are added:—

| DESCRIPTION | No. off | Piece No. | Code Word |
|---|---------|-----------|-----------|
| Bolt for Bendix drive housing, A = 7.7" | 4 | D 50879 | Osgodby |
| Bolt for Bendix drive housing, A = 7.8" | 4 | D 51429 | Demetrius |
| Stud for oil filler | 2 | E 8441 | Binervate |
| Washer for oil gun lubricator | 1 | E 27485 | Eatuquire |

E 19501, E 50366, E 51493, E 51494, E 52242 (used on part of Series A).
 E 51862 (used on part of Series A and part of Series B).
 E 51759, E 52386 (used on Series A, B and part of Series C).
 E 12211 (used on part of Series A to Series D).
 E 52786, E 52818, E 52819, E 52825 (used on part of Series C).
 E 51861, E 51863, E 51866, E 52020, E 52021, E 52264 (used on part of Series A to Series K).
 E 13350, E 52783, E 52784, E 52785, E 52920, E 53023, E 53025, E 53029 (used on part of Series C to Series K).
 E 50762 (used on Series A to part of Series J).
 G 50528 (used on Series A to J).

The following parts are used on Series E to K:—

| DESCRIPTION | No. off | Piece No. | Code Word |
|---|---------|-----------|-----------|
| Stud for wire tube clip | 2 | E 52910 | Seawell |
| Stud for wire tube clip | 1 | E 53092 | Desforge |
| Stud for wire tube elbow | 1 | T 1791 | Pickwick |
| Washer for crankcase bolt | 2 | E 53551 | Devere |
| Tube, Front Engine Suspension, complete (Series F to K) | 1 | E 53356a | Dethridge |

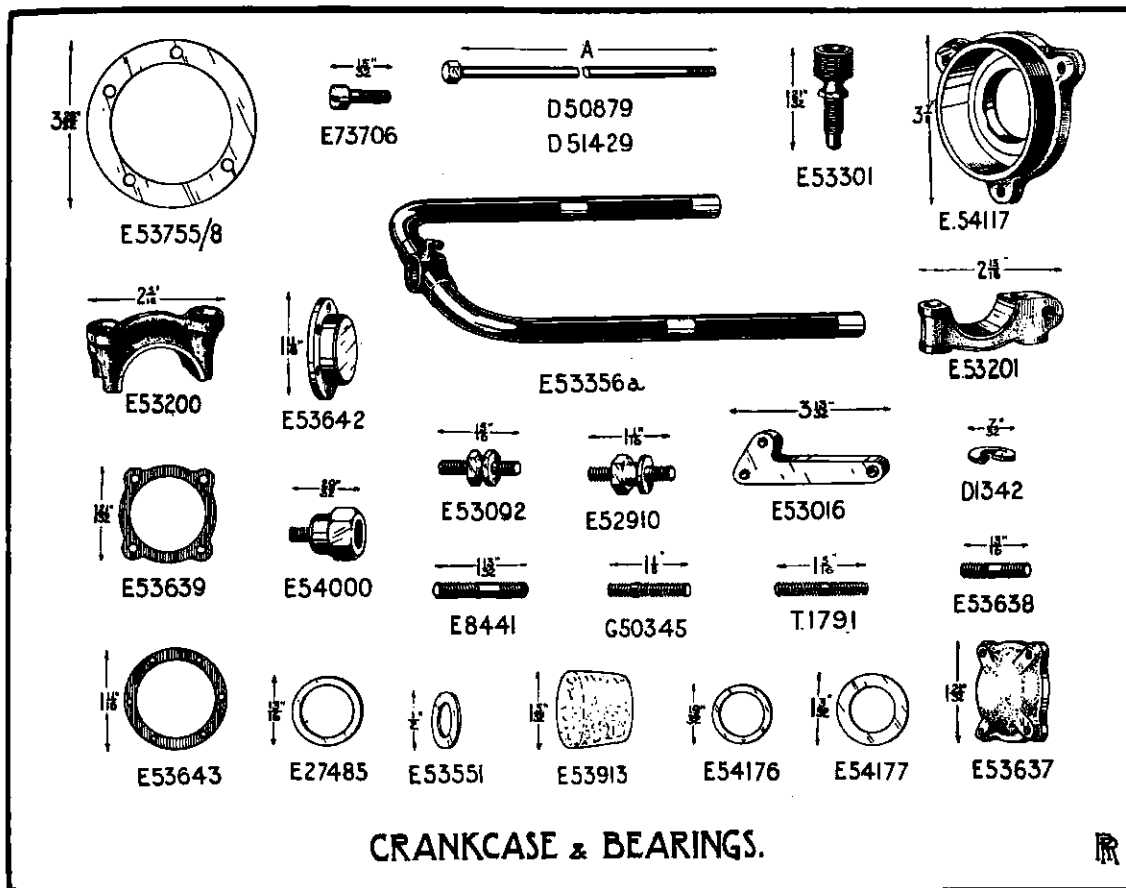
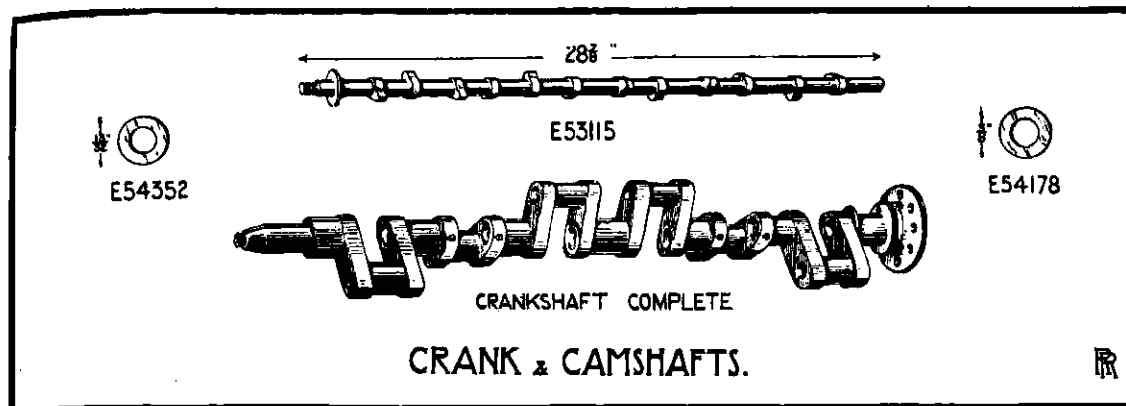
The following parts are used on part of Series F and on part of Series G:—

| DESCRIPTION | No. off | Piece No. | Code Word |
|--|---------|-----------|-----------|
| Cover for oil distributing main (flywheel end) | 1 | E 53642 | Deminger |
| Screw for oil main end cover | 6 | E 73706 | Derutzen |
| Washer for oil main end cover | 6 | D 1342 | Keiss |
| Washer, Paper Joint, for oil main end cover | 1 | E 53643 | Deverell |

The following parts are used on part of Series G to Series K:—

| DESCRIPTION | No. off | Piece No. | Code Word |
|---|---------|-----------|-----------|
| Cover for oil distributing main (flywheel end) | 1 | E 53637 | Denithorn |
| Stud for oil main end cover | 4 | E 53638 | Desbrough |
| Washer adjusting for starter motor, .035" thick | 1 | E 53755 | Detmar |
| Washer adjusting for starter motor, .048" thick | 1 | E 53756 | Devant |
| Washer adjusting for starter motor, .064" thick | 1 | E 53757 | Deveen |

Please quote Chassis Number when ordering.



| DESCRIPTION | No. off | Piece No. | Code Word |
|---|---------|-----------|-----------|
| Washer adjusting for starter motor, .080" thick | 1 | E 53758 | Devenny |
| Washer Paper Joint for oil main end cover | 1 | E 53639 | Devereux |
| Nut for crankcase halves (used on part of Series J and on Series K) | 1 | E 54000 | Denyer |

CRANK AND CAMSHAFTS

The existing Catalogue is correct from Series A to K with the following revision:—

E 50883 replaced by E 54352 *Eatureve*

| DESCRIPTION | No. off | Piece No. | Code Word |
|--|---------|-----------|-----------|
| Washer for oil cap | 11 | E 54178 | Eaturib |
| Camshaft (used on part of Series D to Series K) .. . | 1 | E 53115 | Delory |
| Crankshaft, complete (Series K) .. . | 1 | — | Deltour |

CRANKCASE AND BEARINGS

The existing Catalogue is correct from Series A to D with the following revision:—

| | |
|--|--|
| E 14424 replaced by E 54176 <i>Eaturifle</i> | E 50094 replaced by E 54117 <i>Eaturover</i> |
| E 50176 replaced by E 53301 <i>Demsham</i> | E 50179 replaced by E 53200 <i>Dempsey</i> |
| E 50314 replaced by E 54177 <i>Eaturigh</i> | E 51036 replaced by G 50345 <i>Eaturuan</i> |
| E 53013 replaced by E 53201 <i>Dempster</i> | E 53048 replaced by E 53913 <i>Eaturiced</i> |

The following parts are added:—

| DESCRIPTION | No. off | Piece No. | Code Word |
|--|---------|-----------|-----------|
| Bolt for Bendix drive housing, A = 7.7" .. . | 4 | D 50879 | Osgodby |
| Bolt for Bendix drive housing, A = 7.8" .. . | 4 | D 51429 | Demetrius |
| Stud for oil filler .. . | 2 | E 8441 | Binervate |
| Washer for oil gun lubricator .. . | 1 | E 27485 | Eatuquire |

E 19501, E 50366, E 51493, E 51494, E 52242 (used on part of Series A).
 E 51862 (used on part of Series A and part of Series B).
 E 51759, E 52386 (used on Series A, B and part of Series C).
 E 12211 (used on part of Series A to Series D).
 E 52786, E 52818, E 52819, E 52825 (used on part of Series C).
 E 51861, E 51863, E 51866, E 52020, E 52021, E 52264 (used on part of Series A to Series K).
 E 13350, E 52783, E 52784, E 52785, E 52920, E 53023, E 53025, E 53029 (used on part of Series C to Series K).
 E 50762 (used on Series A to part of Series J).
 G 50528 (used on Series A to J).

The following parts are used on Series E to K:—

| DESCRIPTION | No. off | Piece No. | Code Word |
|---|---------|-----------|-----------|
| Stud for wire tube clip .. . | 2 | E 52910 | Seawell |
| Stud for wire tube clip .. . | 1 | E 53092 | Desforge |
| Stud for wire tube elbow .. . | 1 | T 1791 | Pickwick |
| Washer for crankcase bolt .. . | 2 | E 53551 | Devere |
| Tube, Front Engine Suspension, complete (Series F to K).. | 1 | E 53356a | Dethridge |

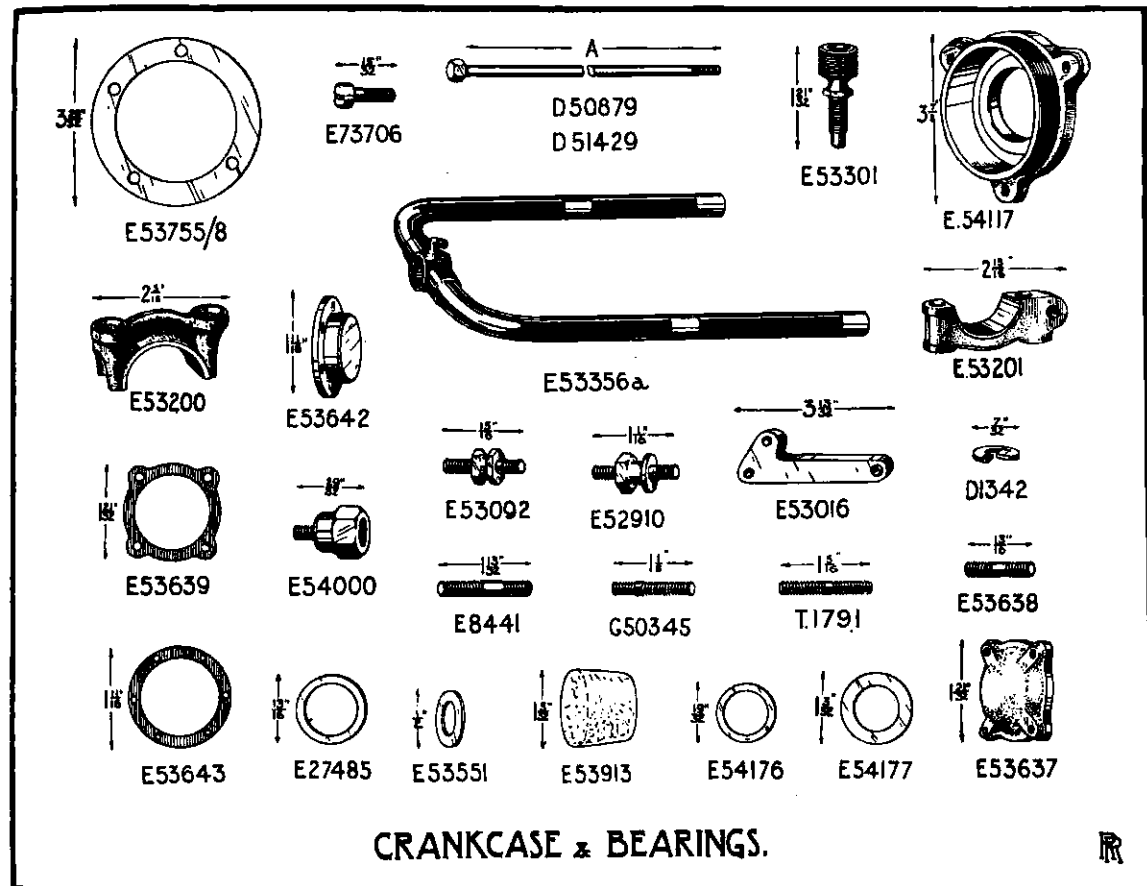
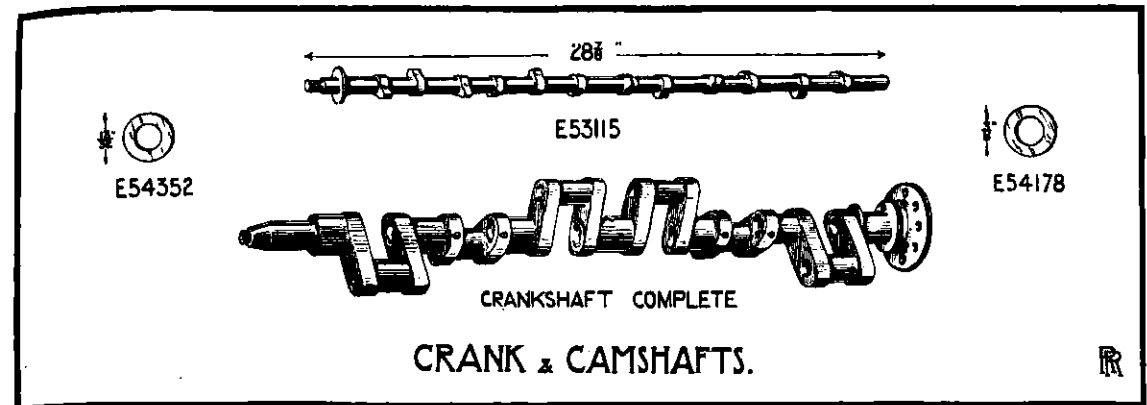
The following parts are used on part of Series F and on part of Series G:—

| | | | |
|---|---|---------|----------|
| Cover for oil distributing main (flywheel end) .. . | 1 | E 53642 | Deminger |
| Screw for oil main end cover .. . | 6 | E 73706 | Derutzen |
| Washer for oil main end cover .. . | 6 | D 1342 | Keiss |
| Washer, Paper Joint, for oil main end cover .. . | 1 | E 53643 | Deverell |

The following parts are used on part of Series G to Series K:—

| | | | |
|--|---|---------|-----------|
| Cover for oil distributing main (flywheel end) .. . | 1 | E 53637 | Denithorn |
| Stud for oil main end cover .. . | 4 | E 53638 | Desbrough |
| Washer adjusting for starter motor, .035" thick .. . | 1 | E 53755 | Detmar |
| Washer adjusting for starter motor, .048" thick .. . | 1 | E 53756 | Devant |
| Washer adjusting for starter motor, .064" thick .. . | 1 | E 53757 | Deveen |

Please quote Chassis Number when ordering.



| DESCRIPTION | No. off | Piece No. | Code Word |
|--|---------|-----------|-----------|
| Washer adjusting for starter motor, .080" thick .. . | 1 | E 53758 | Devenny |
| Washer Paper Joint for oil main end cover .. . | 1 | E 53639 | Devereux |
| Nut for crankcase halves (used on part of Series J and on Series K) .. . | 1 | E 54000 | Denyer |

CYLINDERS, COVERS AND PLUGS

The existing Catalogue is correct from Series A to Series D with the following :—

- E 6147 replaced by E 14517 *Eaturain* E 16494 replaced by E 70781 *Eatubibe*
- E 50941 replaced by E 52348 *Gosplie*
- E 52591a replaced by E 53325a *Deverson* (Series C to K).
- G 7052 replaced by G 75549 *Eaturause*
- E 50737, E 50926 (used on part of Series A).
- E 50732, E 50913a, E 51550a, E 52379a (used on Series A and part of Series B).
- E 50210, E 51402a, E 51658a (Series A and B).
- E 50315a (used on Series A, B and part of Series C).
- E 50316 (used on Series A, B and Series E to K).
- E 52389a (used on part of Series B).
- E 13839, E-52400 (used on part of Series B to Series K).
- E 50315b (used on part of Series C and on Series D).
- E 52925a (Series C and D).
- E 52954a (used on Series C to part of Series K).
- E 52118, E 52583, E 52833, E 52871 (Series C to K).
- E 15863, E 50316a, E 52910 (used on part of Series C and on Series D).
- E 51955 (used on part of Series A to Series K).

| DESCRIPTION | No. off | Piece No. | Code Word |
|---|---------|-----------|----------------|
| Cover for water jacket side (rear) (used on part of Series C and on Series D) | 1 | E 53205a | <i>Roegrin</i> |

The following parts are used on Series E to K :—

| | | | |
|-------------------------------------|---|----------|------------------|
| Cover for water jacket side (front) | 1 | E 53093a | <i>Deverrick</i> |
| Cylinder Block (not illustrated) | 1 | E 52925b | <i>Devlin</i> |
| Stud for wire tube elbow | 1 | T 1791 | <i>Pickwick</i> |

The following parts are used on part of Series K :—

| | | | |
|---|---|----------|-----------------|
| Head, Cylinder (not illustrated) | 1 | E 54381a | <i>Ebeater</i> |
| Stud for rocker pedestal, A = $\frac{9}{16}$ " | 4 | E 54406 | <i>Ebeds</i> |
| Stud for rocker pedestal, A = $1\frac{1}{16}$ " | 3 | E 54407 | <i>Ebedding</i> |

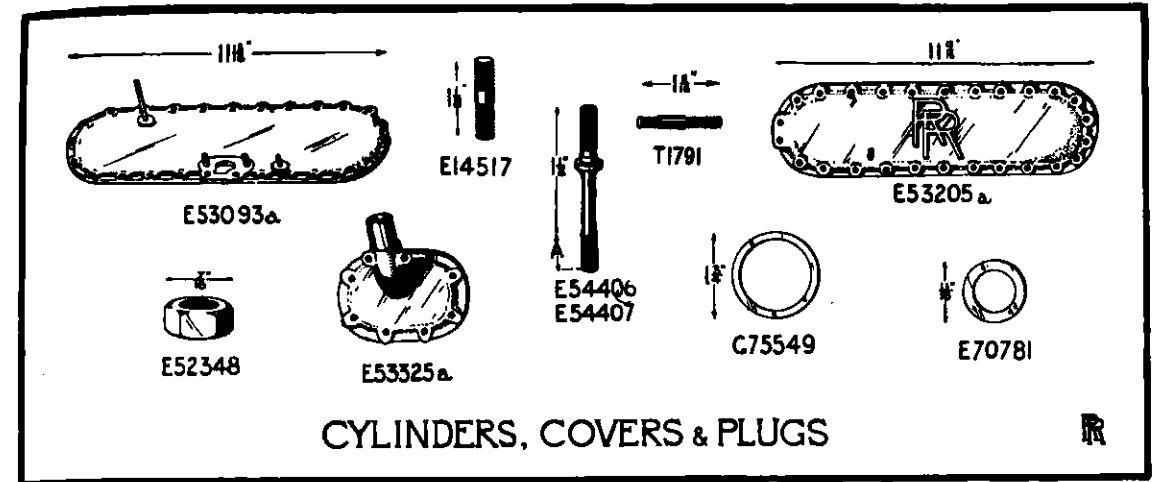
FAN

The existing Catalogue is correct from Series A to K with the following revision :—

- E 14426 replaced by E 54181 *Eatuned* (Series C to K).
- E 50384, E 50385a, E 50389a, E 50390, E 50393, E 50404, E 51091a, E 51094, E 51157, E 52000, G 5053 (Series A and B).
- E 52114, E 52115, E 52119, E 52290a, E 52559, E 52866, E 52867, E 52869, E 52870, Rotherham Lubricator, No. 26 (Series C to K).
- Rotherham Lubricator, No. 22 (Series C to H).
- E 50391 (Series A and B and F to K).
- E 51091b, E 52287, E 52966a (Series C to E).

| DESCRIPTION | No. off | Piece No. | Code Word |
|--|---------|-----------|---------------|
| Spindle, Fan (Series F to K) | 1 | E 53258a | <i>Dobson</i> |
| Pulley, Fan Driving, complete with hub (Series F to K) | 1 | E 51091c | <i>Dobree</i> |

Please quote Chassis Number when ordering.



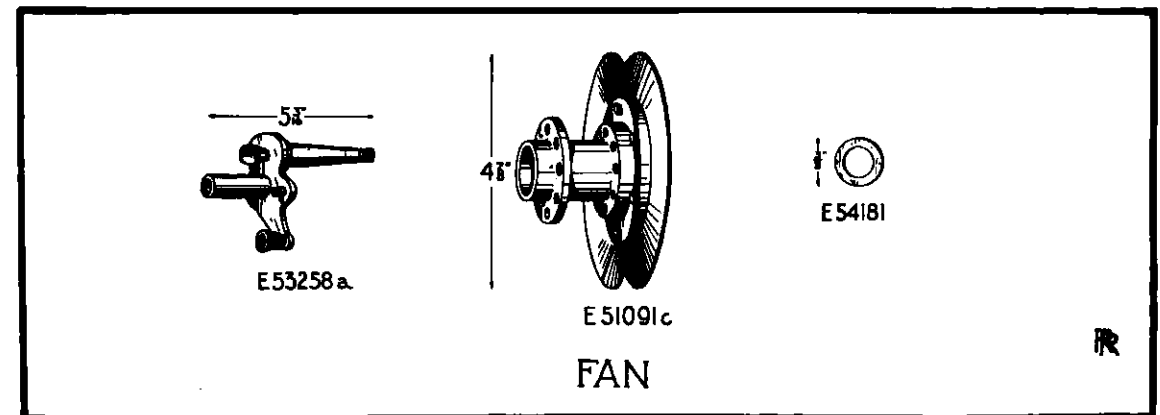
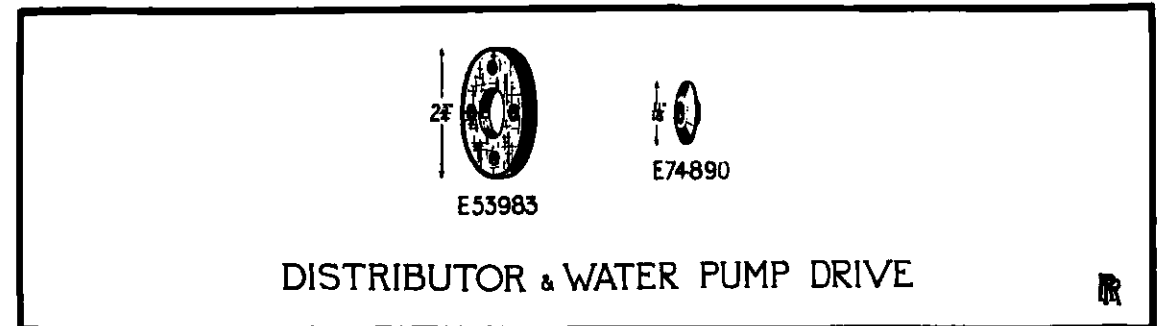
DISTRIBUTOR AND WATER PUMP DRIVE

The existing Catalogue is correct from Series A to K with the following revision :—

- E 52924a replaced by E 53983 *Devonport* E 51650 (Series A).
- E 51859 (Series B to K).

| DESCRIPTION | No. off | Piece No. | Code Word |
|------------------------------------|---------|-----------|----------------|
| Washer, Conical, for coupling disc | 8 | E 74890 | <i>Dewdney</i> |

Please quote Chassis Number when ordering.



EXHAUST AND INLET FITTINGS

The existing Catalogue is correct from Series A to D with the following revision :—

- E 52957 and Asbestos Cord—*Chatham* are now obsolete.
- E 51615 (Series A).
- E 52014 (used on part of Series A to part of Series F).
- E 52015 (used on part of Series A to Series K).

The following parts are added :—

| DESCRIPTION | No. off | Piece No. | Code Word |
|---|---------|-----------|-----------|
| Pipe, Downtake (Series A to K) | 1 | E 51676b | Ebeet |
| Washer for induction pipe nozzle | 2 | E 27487 | Eatuawife |
| Washer for "Autovac" Union | 2 | E 27485 | Eatuquire |
| Bracket, Support, for downtake pipe (Series E) | 1 | E 53263 | Eatufrite |
| Bracket, Support, for downtake pipe (Series F to K) | 1 | E 53475 | Dinslage |
| Washer, Spherical, for main exhaust to downtake pipes (Series E to K) | 1 | E 53114 | Eatuaway |
| The following parts are used on part of Series F to Series K :— | | | |
| Cover, Silencer Lagging (front half) | 1 | E 53663 | Dinwiddie |
| Lagging, Asbestos, for silencer (not illustrated) | 1 | E 53557 | Diplock |
| Silencer, complete | 1 | E 53587a | Disraeli |
| Support, Silencer, from frame (front) | 1 | E 53548 | Dittman |
| The following parts are used on Series G to K :— | | | |
| Nut for exhaust downtake pipe (10 slots) | 1 | E 53420 | Diprose |
| Plate, Locking, for downtake pipe nut | 1 | E 53421 | Dipstale |
| Screw for locking plate | 2 | E 53803 | Dismorr |

STARTING HANDLE

The existing Catalogue is correct from Series A to K with the following revision :—

| | | | |
|--|---|----------|-----------|
| E 51338a (used on part of Series A). | | | |
| E 51828a (used on part of Series A to Series D). | | | |
| Handle, Starting, complete (Series K) | 1 | — | Dodimead |
| Tube, Handle Bearing (Series E to J) | 1 | E 51828b | Dodsworth |
| Tube, Handle Bearing (Series K) | 1 | E 53909a | Doherty |

IGNITION FITTINGS

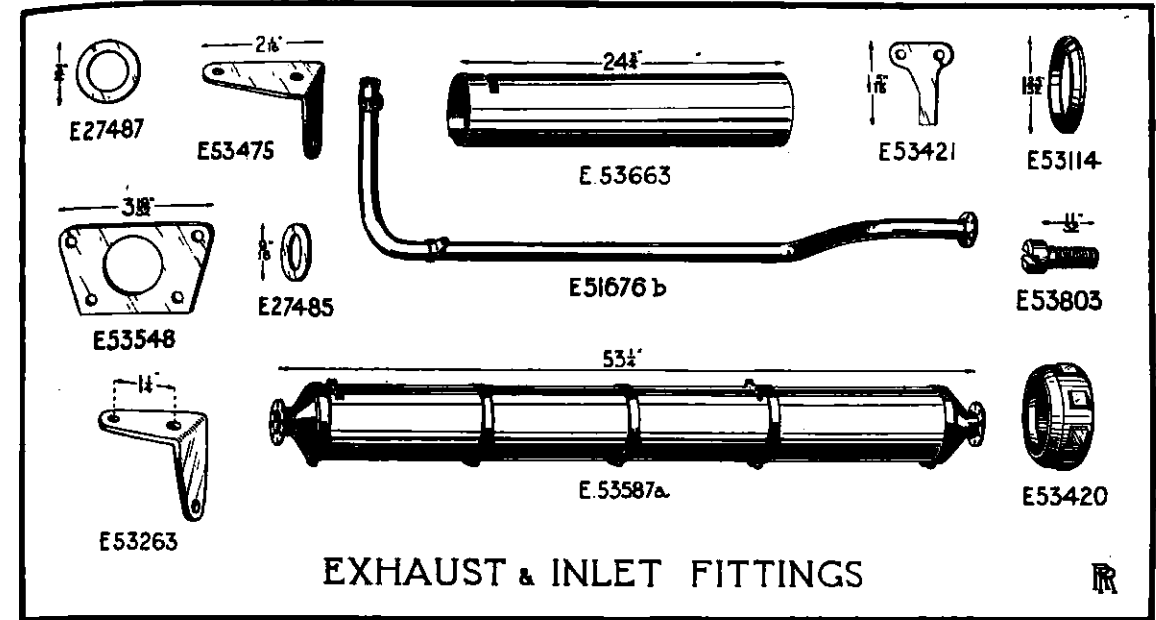
NON-TREMBLER COIL AND BALLAST RESISTANCE

The existing Catalogue is correct from Series A to K with the following revision :—

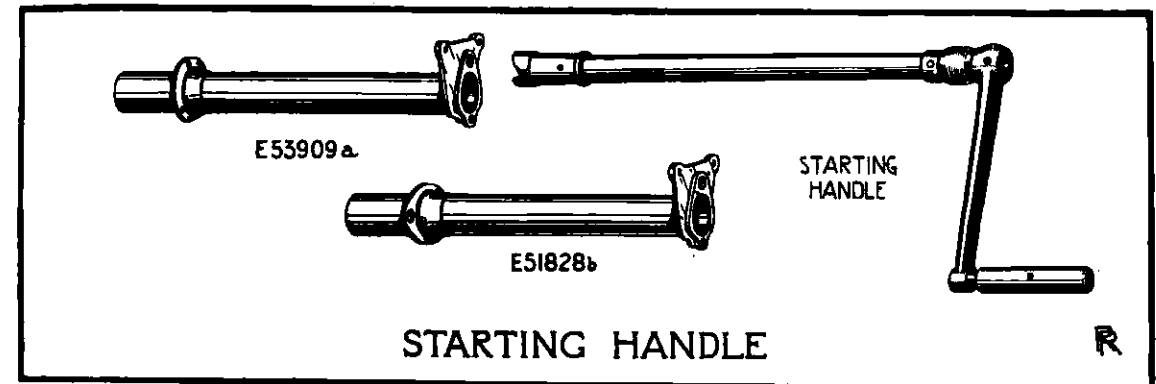
- D 51040a replaced by D 70981 *Dorking*
- F 6662a replaced by D 50438a *Dorvil*
- F 7151a, D 50065, D 50186a, D 50187, D 50188, Coil complete "A" *Brushburn* (used on Series A to part of Series B).
- Coil, complete, "B" *Rackham* (used on part of Series B to Series H).
- D 50951a, E 16502 (used on part of Series B to Series K).

| DESCRIPTION | No. off | Piece No. | Code Word |
|---|---------|-----------|-----------|
| Coil, complete (Series J and K) | 1 | — | Dorketh |
| Screw, Securing, for coil (Series K) | 2 | D 51485 | Dossere |
| Terminal, Ross Courtney, with cable holder, 1/4" bolt hole (used on part of Series B to Series K) | 2 | — | Dothie |

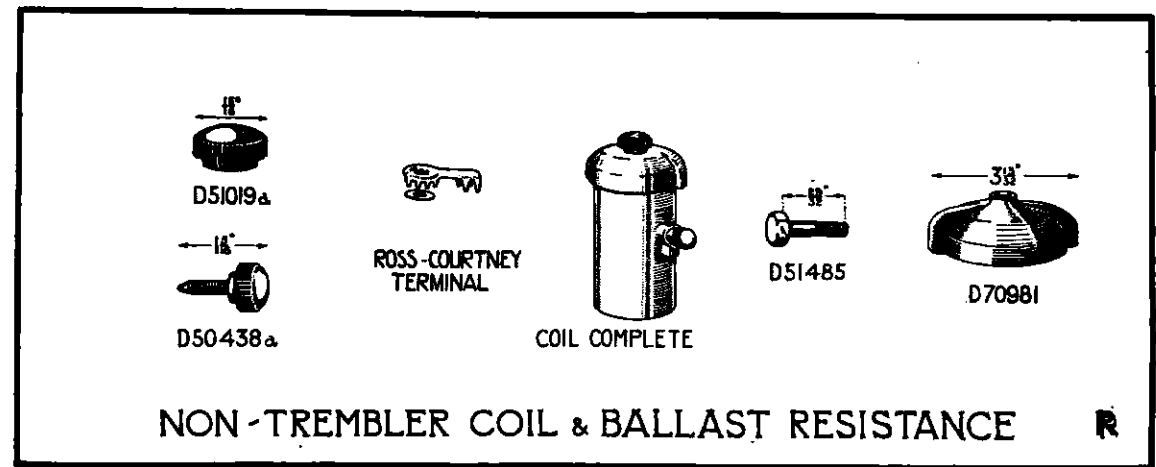
Please quote Chassis Number when ordering.



EXHAUST & INLET FITTINGS



STARTING HANDLE



NON-TREMBLER COIL & BALLAST RESISTANCE

IGNITION FITTINGS

HIGH TENSION DISTRIBUTOR CONTACT BREAKER AND CONDENSER

The existing Catalogue is correct from Series A to K with the following revision :—

- D 50468 replaced by D 51560 *Roegum*
- Hoff. No. 110 replaced by D 51499 *Dollande*
- D 50575a replaced by D 51340a *Dolphin* (Series A to J).
- D 50751a replaced by D 71010a *Dongray*
- D 50940a replaced by D 51470a *Doneraile* (used on part of Series B to Series K).
- E 13671 replaced by D 50708 *Moegula* (Series A to J).

The following parts are no longer supplied separately :—

- D 50419, D 50531, D 50532, D 50752

- D 50566a (used on Series A to part of Series B).
- D 50942a, D 50944, D 50945, D 50946a, D 51222 (used on part of Series B to Series K).
- D 50126, D 50423 (Series A to H).
- D 50421, D 50426, D 50427, D 50428, D 50560 (Series A to J).

| DESCRIPTION | No. off | Piece No. | Code Word |
|---------------------------------------|---------|-----------|-----------|
| Pin for control lever (Series A to K) | 1 | E 22186 | Doncaster |
| Washer for oil plug (Series A to K) | 1 | E 54178 | Eaturib |

The following parts are used on part of Series B to Series K :—

| | | | |
|---|---|---------|----------|
| Nut for control lever | 1 | G 6120 | Holcombe |
| Piece, Packing, for L.T. terminal clamp, .0108" thick | 1 | D 51424 | Apicella |
| Piece, Packing, for L.T. terminal clamp, .018" thick | 1 | D 51425 | Apjohn |
| Piece, Packing, for L.T. terminal clamp, .024" thick | 1 | D 51426 | Appache |
| Terminal Stud, L.T. (Series J) | 1 | D 51487 | Donlevy |

The following parts are used on Series K :—

| | | | |
|-----------------------------------|---|----------|----------|
| Condenser, complete | 1 | D 51340b | Donagan |
| Connector, Earth | 1 | D 51357a | Antonio |
| Insulator for L.T. terminal clamp | 1 | D 51360 | Antonina |
| Nut for L.T. terminal | 1 | D 51370 | Apcar |
| Terminal Stud, L.T. | 1 | D 71127 | Donelly |

WHEELCASE AND IDLER GEAR

The existing Catalogue is correct from Series A to H with the following revision :—

- E 8372, E 51439a, E 51535 (used on Series A to part of Series B).
- E 52588a, E 52779 (used on part of Series B and on part of Series C).
- E 52829a (used on part of Series C).
- E 52706, E 52855a (used on part of Series B to Series H).
- E 7610 (used on part of Series B to Series K).
- E 52781a (used on part of Series C to Series H).
- E 52452 (used on part of Series C to Series K).
- G 6122 replaced by E 75034 *Duckit* (on part of Series B to series K).

Please quote Chassis Number when ordering.

HIGH TENSION DISTRIBUTOR,
CONTACT BREAKER & CONDENSER

WHEELCASE & IDLER GEAR

The following parts are used on Series J and K :—

| DESCRIPTION | No. off | Piece No. | Code Word |
|--------------------------------|---------|-----------|-----------|
| Bolt for ignition coil bracket | 1 | E 53736 | Ducke |
| Bracket for ignition coil | 1 | E 52402 | Duckham |
| Wheelcase | 1 | E 52401a | Duckworth |

Please quote Chassis Number when ordering.

MAGNETO DRIVE AND FITTINGS

(Type E.O.6 Magneto)

The existing Catalogue is correct from Series A to part of Series C with the following revision :—

- E 51505a, E 51508, E 52274 (used on part of Series A).
- E 52506, E 52508a, E 52509 (used on part of Series A to part of Series C).

(Type R.O.1 Magneto)

The existing Catalogue is correct from part of Series C to part of Series G with the following revision :—

- E 52761a (used on part of Series C to Series H).
- E 52765 replaced by E 53108 *Dingian*
- E 52768a } replaced by E 53640a *Dineen*
- E 53069a } replaced by E 53640a *Dineen*
- E 53070a } replaced by E 53305 *Digman*
- E 52770 replaced by E 53305 *Digman*
- E 52767 replaced by E 53411 *Dinkspiel*
- E 52769 replaced by E 53308 *Dillnut*
- E 52771 replaced by E 53306 *Dillamore*

The following parts are added :—

| DESCRIPTION | No. off | Piece No. | Code Word |
|---|---------|-----------|-----------|
| Body for ball joint | 1 | E 71748 | Dighton |
| Ring, Retaining, for ball joint body | 1 | E 52564 | Dilworth |
| Spring for thumb on magneto coupling shaft | 1 | E 52757 | Dingwall |
| Magneto, Watford, Type R.O.1 (used on part of Series G to Series K) | 1 | E 52873b | Dilloway |
| Latch for coupling shaft (Series J and K) | 1 | E 53641a | Dillonte |

SPRING DRIVE

The existing Catalogue is correct from Series A to G with the following revision :—

- E 52933 obsolete.
- E 52484 replaced by E 53763 *Dubock* (Series C to K).
- E 52469a and E 52967a are replaced by E 54004a *Druey* on Series C to K.
- E 52475a and E 52968a are replaced by E 54078 *Duberly* on Series C to K.
- E 51052, E 51855a (used on Series A to part of series B).
- E 12281, E 12716, E 51041a, E 51042, E 51043, E 51048, E 51051, E 51053, E 51056, E 51057, E 51061, E 51125, E 51856a, E 51857, E 52104, E 52198, E 52199, E 52603, E 52604 (Series A and B).
- E 52271a, E 52272 (used on part of Series B).
- G 50056 (Series C to G).
- E 52470a, E 52471, E 52472, E 52473, E 52474, E 52476, E 52479, E 52480, E 52481, E 52483, E 52491, E 60004 (Series C to K).
- E 52492a (Series C to J).
- E 51636 (Series A to J).
- E 52482 (used on Series C to part of Series D).
- E 53172 (used on part of Series D to Series K).

| DESCRIPTION | No. off | Piece No. | Code Word |
|---|---------|-----------|-----------|
| Washer Friction for flywheel (used on part of Series G to Series K) | 2 | E 53266 | Duboffe |

The following parts are used on Series H to K :—

| | | | |
|-----------------------|----|---------|---------|
| Bolt for flywheel | 16 | E 53692 | Drobig |
| Flywheel (front half) | 1 | E 53690 | Drossel |

Please quote Chassis Number when ordering.

MAGNETO DRIVE & FITTINGS

SPRING DRIVE

| DESCRIPTION | No. off | Piece No. | Code Word |
|---|---------|-----------|-----------|
| Flywheel (rear half) | 1 | E 53691a | Drucker |
| Key, Woodruff, for crankshaft pin | 2 | E 26531 | Drughorn |
| Pin, Dowel, for flywheel | 4 | E 53693 | Drysdale |
| Nut, Cap, for crankshaft with starting dog (Series K) | 1 | E 53992a | Dryland |

Please quote Chassis Number when ordering.

OIL FITTINGS

OIL FILLER

The existing Catalogue is correct from Series A to K with the following revision :—
E 50535 replaced by E 76417 Roegroom

| DESCRIPTION | No. off | Piece No. | Code Word |
|-----------------------|---------|-----------|-----------|
| Piece, Distance | 3 | E 76416 | Roegroove |

OIL SUMP INDICATOR

The existing Catalogue is correct from Series A to K with the following addition :—

| DESCRIPTION | No. off | Piece No. | Code Word |
|--------------------------------|---------|-----------|-----------|
| Washer for float spindle | 1 | E 75757 | Eatupost |

OIL FILTER

The existing Catalogue is correct from Series A to H with the following revision :—
G 5052^r (Series A to D).

The following parts are used on Series E to K :—

| DESCRIPTION | No. off | Piece No. | Code Word |
|---|---------|-----------|-----------|
| Cover, Filter | 1 | E 52751 | Doubell |
| Plug, Oil Sump Drain | 1 | E 52750 | Doubtfire |
| Washer for oil sump drain plug | 1 | E 70814 | Doubthum |
| The following parts are used on Series J and K :— | | | |
| Casing, Filter, complete | 1 | E 53793a | Dottridge |
| Filter, Oil | 1 | E 53794a | Doubleday |
| Stay, Filter Distance | 1 | E 53797a | Doubtgun |
| Stud, Securing, filter to cover | 1 | E 53796a | Doubtgrey |

OIL PUMP AND RELIEF VALVE

The existing Catalogue is correct for Chassis not fitted with Front Wheel Brakes with the following revision :—
E 50300 obsolete.

E 51121 replaced by E 27489 Eatupyre

The following parts are used on Chassis fitted with Front Wheel Brakes :—

| DESCRIPTION | No. off | Piece No. | Code Word |
|-----------------------------------|---------|-----------|-----------|
| Bolt for pump casing (long) | 1 | E 53593 | Doubtkill |
| Casing for oil pump | 1 | E 53591 | Doubtleg |
| Cover for oil pump | 1 | E 53592a | Doubtme |

OIL PIPES AND CONNECTIONS

The existing Catalogue is correct from Series A to part of Series F with the following revision :—

- E 51530a, E 51532a (used on Series A and on part of Series B).
- E 52453a (used on part of Series B and on part of Series C).
- E 52921a (used on part of Series C to part of Series F).
- E 52454a (used on part of Series B to Series K).
- E 50626a replaced by E 53660a Doubtje

| DESCRIPTION | No. off | Piece No. | Code Word |
|--|---------|-----------|-----------|
| Pipe, Oil, from pump to wheelcase (used on part of Series F to Series K) | 1 | E 53659a | Doubtist |

Please quote Chassis Number when ordering.

OIL FITTINGS

E 53794a, E 53796a, E 27489, E 53797a, E 53793a, E 53591, E 53593, E 70814, E 76417, E 52750, E 53592a, E 76416, E 53659a, E 53660a, E 52751

WATER CONNECTIONS

The existing Catalogue is correct from Series A to K with the following revision :—

- E 6333, E 6336, E 9377a, E 10107a, E 18632a replaced by { No. 1X Jubilee Clip—Duplock
No. 1 Jubilee Clip—Dudine
- E 18634, E 51956, E 51957 (Series A and B).
- E 51833 (Series C to E).
- E 50462, E 52594, E 52597 (Series C to K).

| DESCRIPTION | No. off | Piece No. | Code Word |
|---|---------|-----------|-----------|
| Pipe, Copper, from pump to radiator (Series F to K) | 1 | E 53464 | Dudley |

Please quote Chassis Number when ordering.

WATER CONNECTIONS.

JUBILEE CLIP, E 53464

PISTONS AND CONNECTING RODS

The existing Catalogue is correct from Series A to H with the following revision :—

- E 50517 replaced by E 53625 *Roegrime*
- E 51372a (Series A and B).
- E 52340 replaced by E 53749 *Doubtmai*
- E 52599a (Series C to E).

| DESCRIPTION | No. off | Piece No. | Code Word |
|--|---------|-----------|-----------------|
| Connecting Rod, complete (Series F to H) | 6 | E 53710a | <i>Doubtool</i> |

The following parts are used on Series J and K :—

| | | | |
|--------------------------|----|----------|-----------------|
| Bolt, Connecting Rod | 12 | E 53789 | <i>Doubtnot</i> |
| Bush, Connecting Rod | 6 | E 54165 | <i>Betskoss</i> |
| Connecting Rod, complete | 6 | E 53785a | <i>Doubtpre</i> |
| Liner, Connecting Rod | 12 | E 53788 | <i>Eatslow</i> |

VALVES AND TAPPETS

The existing Catalogue is correct from Series A to part of Series K with the following revision :—

- E 50157 (Series A and B).
- E 51891, E 51892, E 51893, E 51894 (used on Series A to part of Series C).
- E 50228, E 50229 (Series A to D).
- E 52958, E 52959, E 52960 (used on part of Series C).
- E 52936 replaced by E 53158 *Ducie* (Series C to K).
- E 52961, E 52962, E 52963, E 52964 (used on part of Series C to Series K).
- E 8285 replaced by E 54294 *Eatureal*
- E 50161 replaced by E 53764 *Ducaste*
- E 51895a replaced by E 53148a *Dubois*
- E 51896a replaced by E 53149a *Ducane*

| DESCRIPTION | No. off | Piece No. | Code Word |
|-------------------------------------|---------|-----------|------------------|
| Guide, Lower Tappet (Series E to K) | 12 | E 53075 | <i>Roegrrips</i> |
| Guide, Upper Tappet (Series E to K) | 12 | E 53074 | <i>Roegroan</i> |

The following parts are used on part of series K :—

| | | | |
|---|----|----------|-----------------|
| Cup, Adjusting, for lower end of push rod | 12 | E 54523 | <i>Roemafry</i> |
| Rocker (right hand) | 6 | E 54159a | <i>Ebespoke</i> |
| Rocker (left hand) | 6 | E 54160a | <i>Ebetale</i> |
| Rod, Push | 12 | E 54161 | <i>Ebelieve</i> |

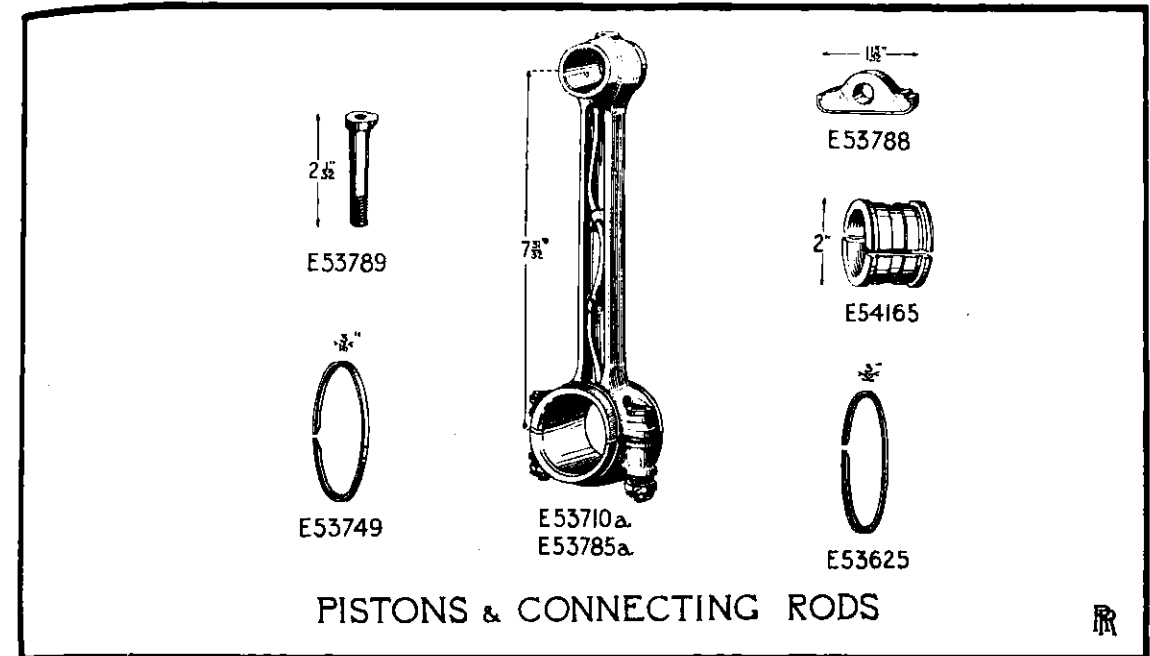
WATER PUMP

The existing Catalogue is correct from Series A to K with the following revision :—

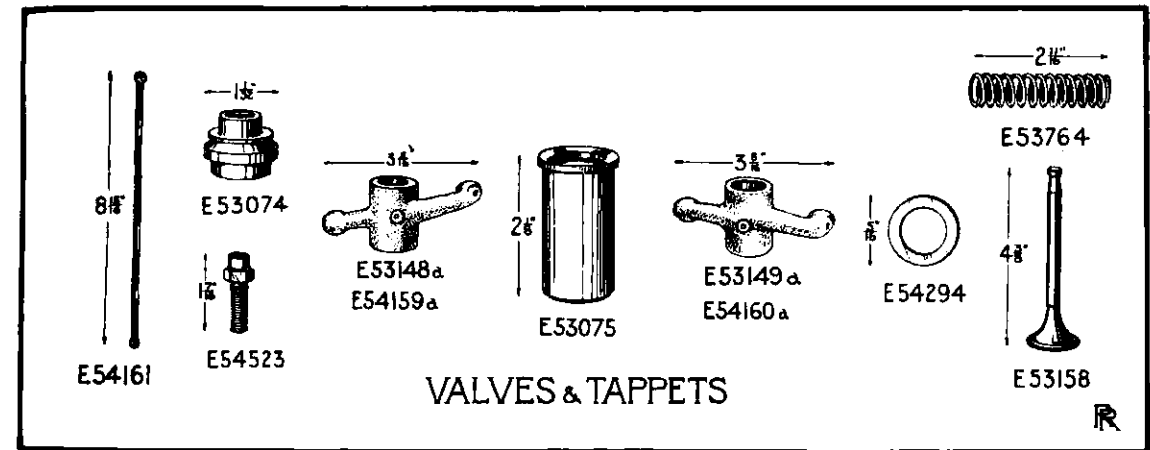
- E 50197, E 51365a (Series A and B).
- E 51959 (Series C and D).
- E 11517 replaced by E 19541 *Dudenes*
- E 51834a replaced by E 54410a *Duclos* (Series C to K).
- E 50191 (Series A to D).
- E 51774a replaced by E 54409a *Eboar*

| DESCRIPTION | No. off | Piece No. | Code Word |
|--|---------|-----------|------------------|
| Packing, Semi-Metallic Gland (Series E to K) | 2 | E 53279 | <i>Duddridge</i> |
| Piece, Gland, distance (Series E to K) | 1 | E 53302 | <i>Duddinton</i> |
| Washer for drain tap (Series A to K) | 1 | E 29067 | <i>Ebind</i> |

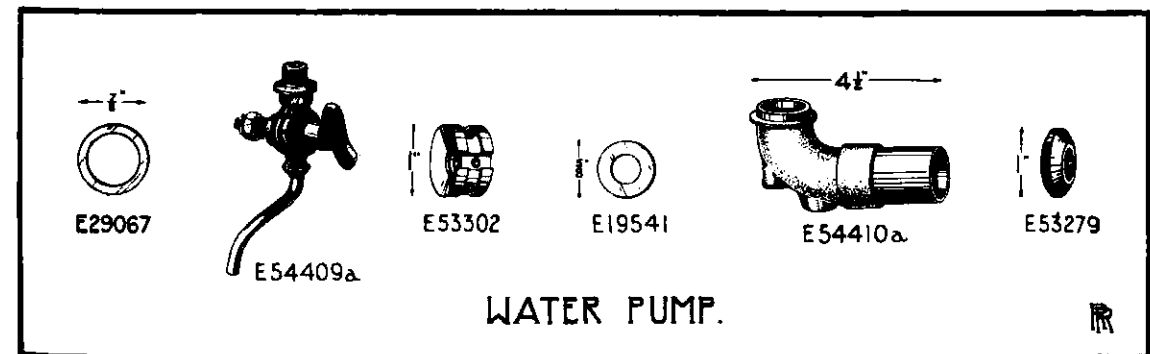
Please quote Chassis Number when ordering.



PISTONS & CONNECTING RODS



VALVES & TAPPETS



WATER PUMP.

RADIATOR AND FITTINGS

The existing Catalogue is correct from Series A to E with the following revision :—

- E 20139, E 51707, E 52245a (Series A and B). E 52593a (Series C to E).
- E 51401 (Series C to K). E 52358 replaced by E 27485 *Eatuquire*

°E 18326, E 52188, E 52167a, E 52169a, E 52169b, E 52237a, E 52238a, E 52266a, E 52268, E 52314a, E 52314b, E 52316a, E 52356a, S 430 and Radiator and Shutters complete°.

RADIATOR SHUTTERS AND CONTROLS

The existing Catalogue is correct from Series A to E with the following revision :—

- E 52644 obsolete.
- E 52167a, E 52169a, E 52169b (used on Series A and part of Series B).
- E 52314a, E 52314b, E 52316a (used on part of Series B to Series E).

- E 52216a replaced by E 53440a *Doyener* E 52215a replaced by E 53439a *Dresser*
- E 18137 replaced by E 74189 *Dreyfus*

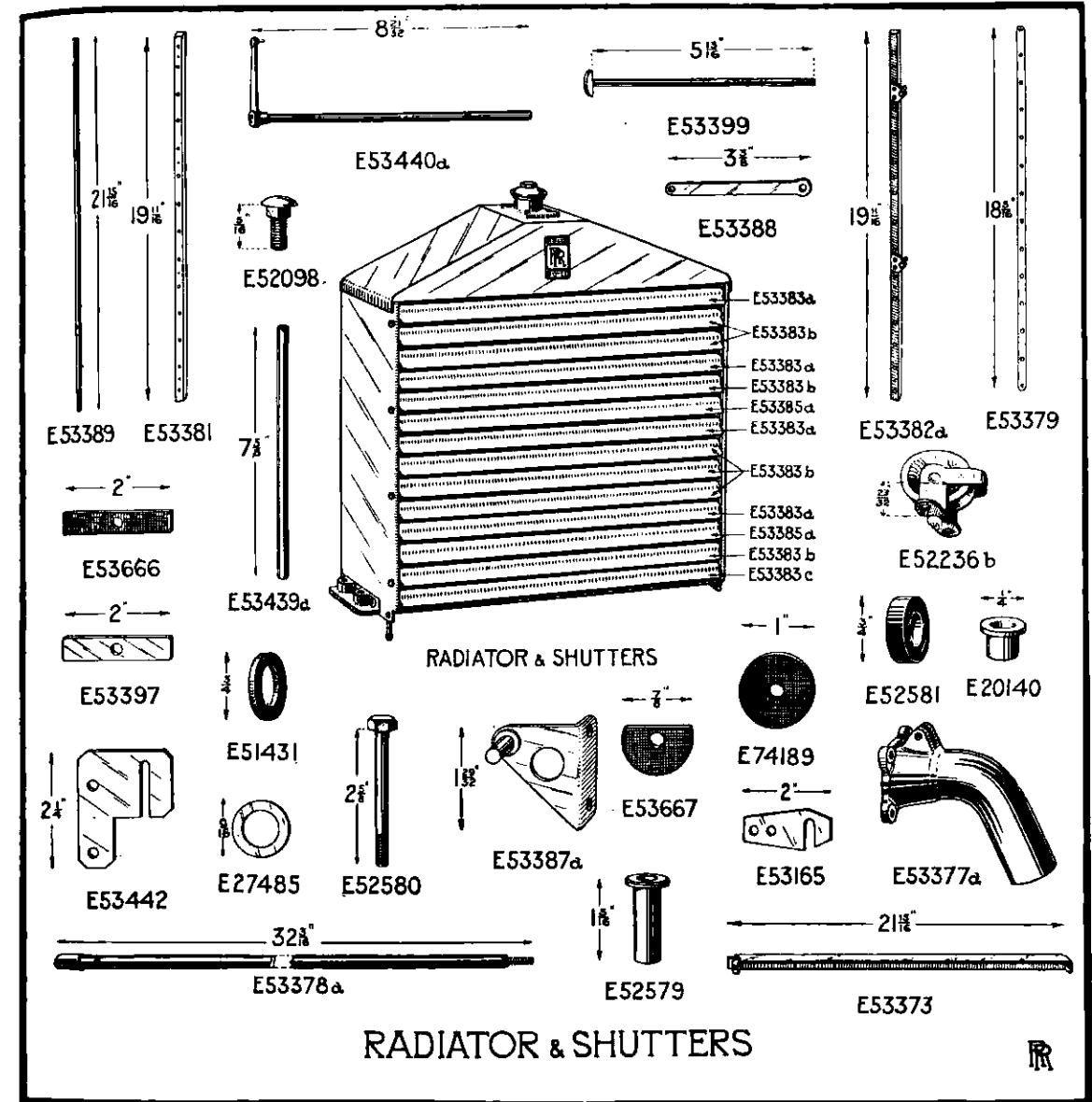
| DESCRIPTION | No. off | Piece No. | Code Word |
|--|---------|-----------|----------------|
| Plate for control lever pivot bracket (Series E) | 1 | E 53165 | <i>Roegull</i> |

RADIATOR, SHUTTERS AND CONTROLS

(Sections combined from Series F to K).

| DESCRIPTION | No. off | Piece No. | Code Word |
|--|---------|-----------|------------------|
| Bolt for securing shutters to radiator | 2 | E 53399 | <i>Doubtres</i> |
| Bolt for fixing radiator | 4 | E 52580 | <i>Doubtson</i> |
| Bracket, Pivot, for control lever (bottom) | 1 | E 53387a | <i>Doudney</i> |
| Bush for radiator fixing bolt | 4 | E 52579 | <i>Douthitt</i> |
| Link, Connecting, from lower lever to shutters | 1 | E 53388 | <i>Douthwait</i> |
| Link, Connecting Shutter Levers | 1 | E 53379 | <i>Dowdeswel</i> |
| Pipe, Water Inlet, with flange | 1 | E 53377a | <i>Dowding</i> |
| Plate, Bottom Shutter Retaining | 1 | E 53373 | <i>Dowdle</i> |
| Plate for control lever pivot bracket | 1 | E 53442 | <i>Dowker</i> |
| Pulley Wheel and Dash Bracket (used on part of Series J and on Series K) | 1 | E 52236b | <i>Eatupaper</i> |
| Radiators, complete with shutters | 1 | — | <i>Dowly</i> |
| Rivet, Tubular, for ferodo lace | 4 | E 20140 | <i>Downham</i> |
| Rod, Pull | 1 | E 53389 | <i>Downtown</i> |
| Screw for shutter bottom retaining plate | 2 | E 52098 | <i>Doxat</i> |
| °Shutter, complete with pin for link retaining collar | 4 | E 53383a | <i>Doyne</i> |
| °Shutter, complete | 7 | E 53383b | <i>Drablow</i> |
| °Shutter, complete, with pin for control link | 1 | E 53383c | <i>Dracott</i> |
| °Shutter, complete with return spring lever | 2 | E 53385a | <i>Drakeford</i> |
| Stay, Radiator, from dashboard | 1 | E 53378a | <i>Drapkin</i> |
| Strip, Leather, between top of shutters and radiator, .050" thick | 2 | E 53666 | <i>Drapper</i> |
| Strip, Nickel Silver, for shutting retaining bolts | 2 | E 53397 | <i>Driscoll</i> |

° Please quote Chassis Number when ordering and also state Chassis Finish for parts marked °



| DESCRIPTION | No. off | Piece No. | Code Word |
|---|---------|-----------|----------------|
| Strip, Shutter Bearing (near side) | 1 | E 53382a | <i>Drayson</i> |
| Strip, Shutter Bearing (off side) | 1 | E 53381 | <i>Dreher</i> |
| Washer for radiator fixing spring (front) | 2 | E 51431 | <i>Drewell</i> |
| Washer for radiator fixing spring (rear) | 2 | E 52581 | <i>Drewry</i> |
| Washer, Leather, for shutter retaining bolts, .062" thick | 2 | E 53667 | <i>Drinan</i> |

TORQUE REACTION DAMPING DEVICE

(British Patent No. 225347).

The existing Catalogue is correct for Series A to K.

Please quote Chassis Number when ordering.

LUGGAGE CARRIER

The existing Catalogue is correct from Series A to D.

The following parts are required for series E to K:—

| DESCRIPTION | No. off | Piece No. | Code Word |
|---|---------|-----------|-----------|
| Bolt, Eye, for locking hinge | 2 | F 53154a | Eatubict |
| Bolt for knuckle joint | 4 | F 52738 | Eatubid |
| Collar for locking hinge pin | 2 | F 52722 | Eatubien |
| Front Half of Luggage Carrier, complete. A = 13 $\frac{3}{8}$ " | 1 | F 54406a | Eatubiff |
| Front Half of Luggage Carrier, complete. A = 14 $\frac{1}{8}$ " | 1 | F 53191a | Eatubiget |
| Rail, Luggage Stop (top) | 1 | F 53175a | Eatubikes |
| Rail, Luggage Stop (bottom) | 1 | F 52725a | Eatubilge |
| Rear Half of Luggage Carrier, complete | 1 | F 52729a | Eatubind |

CROSS STEERING TUBE

The following parts are required on part of Series F to Series J:—

| DESCRIPTION | No. off | Piece No. | Code Word |
|------------------------------------|---------|-----------|-----------|
| Tube, Cross Steering, with sockets | 1 | G 51841a | Eatrulle |
| Tube, Cross Steering, complete | 1 | — | Eatsalt |

The following parts are used on Series K:—

| | | | |
|---|---|----------|----------|
| Piece, Ball Contact (adjustable) | 2 | G 53056 | Eatrudle |
| Piece, Ball Contact (inner) | 2 | G 53172 | Eatruff |
| Screw, Ball Contact Adjusting | 2 | G 53057a | Eatruger |
| Spring, Friction, for ball joint | 2 | G 53163 | Eatrukte |
| Tube, Cross Steering, with sockets | 1 | G 53060a | Eatrum |
| Tube, Cross Steering, complete | 1 | — | Eatscene |
| Washer, Packing for adjusting spring pressure | 8 | G 53171 | Eatskill |

FRONT AXLE AND CROSS STEERING TUBE

The existing Catalogue is correct from Series A to part of Series F with the following revision:—
 of F 9772, F 9775, G 2767, G 50785, G 50789^o

F 8259, F 8260, F 50856 obsolete.

F 50178, F 50179, F 50859a, F 50860a, F 50912, F 50913, F 50914 (Series A).

F 51885a, F 51886a, F 51887, F 51888, F 51889, F 51890, F 51891, F 51893, F 52573, G 50056
 (used on Series B to part of Series F).

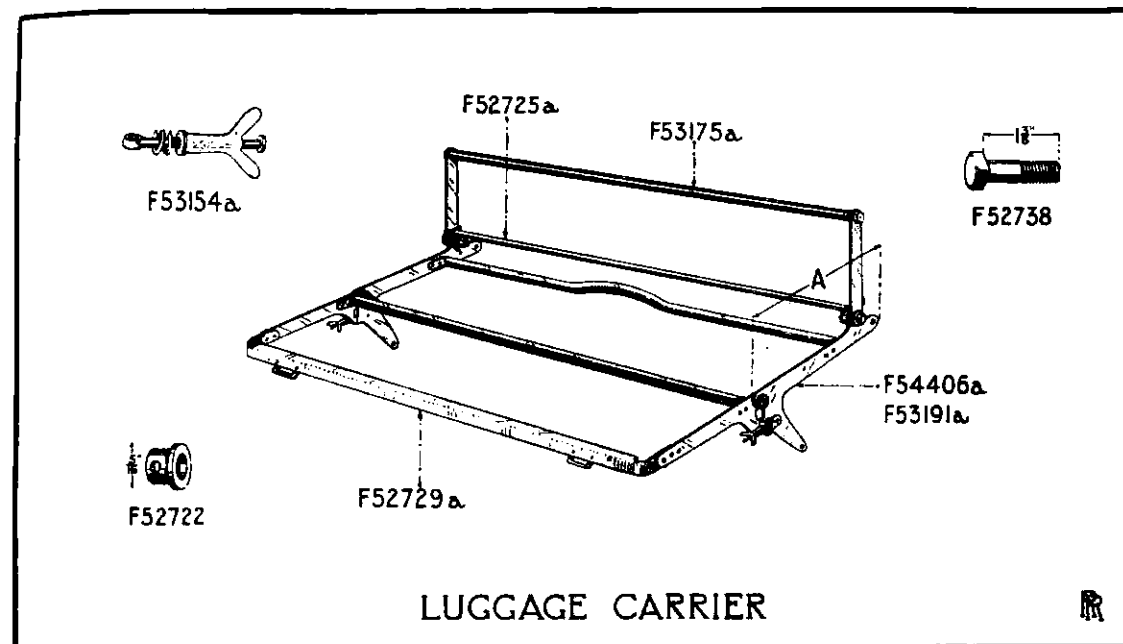
F 51432 (used on Series A and on part of Series B).

F 52047 (used on part of Series B to part of Series F).

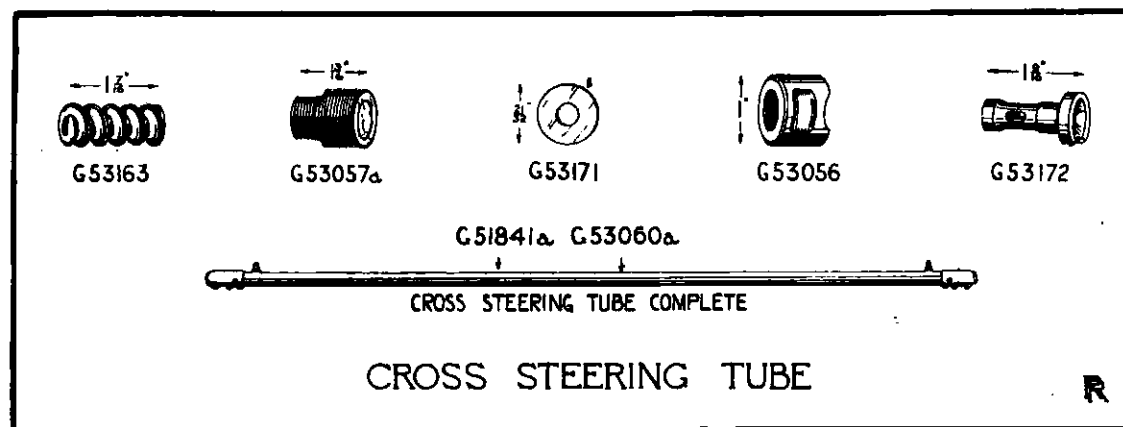
F 52220 replaced by G 53139 *Eatruche*

| DESCRIPTION | No. off | Piece No. | Code Word |
|--|---------|-----------|-----------|
| Washer for lubricator | 2 | E 27485 | Eatuquire |
| Piece, Packing for Spring (top plate) .080" thick | 2 | F 52915 | Roehams |
| Piece, Packing for Spring (centre plate) .064" thick | 2 | F 52916 | Roehandy |
| Piece, Packing for Spring (bottom plate) .040" thick | 2 | F 52917 | Roehappy |
| Screw for spring packing | 4 | E 17628 | Cassation |

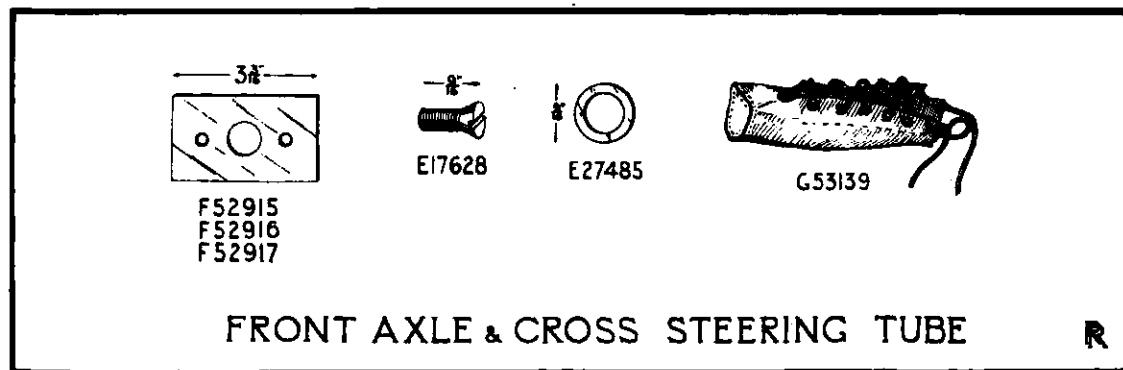
^o Please quote Chassis Number when ordering and also state Chassis Finish for parts marked ^o



LUGGAGE CARRIER



CROSS STEERING TUBE



FRONT AXLE & CROSS STEERING TUBE

FRONT AXLE

(with and without brakes)

(Used when Four Speed Gearbox is fitted)

| DESCRIPTION | No. off | Piece No. | Code Word |
|---|---------|-------------|-----------|
| ¶Axle, Front | 1 | G 51973 | Dudman |
| Axle, Front (used on part of Series F and on Series G) | 1 | G 52481a | Duffers |
| Axle, Front (Series H to K) | 1 | G 52746a | Dufferrit |
| Ball End for brake pull rod | 4 | G 52487 | Dufour |
| Ball End for cross steering levers, A=2 $\frac{3}{8}$ " | 2 | G 51774 | Dugdoll |
| Ball End for side steering lever, A=2 $\frac{5}{8}$ " | 1 | G 51775 | Dugwell |
| Bearing, Ball Journal, 72 m/m. × 30 m/m. × 19 m/m. | 2 | Hoff. 330 | Arley |
| Bearing, Ball Journal, 90 m/m. × 40 m/m. × 23 m/m. | 2 | Hoff. 340 | Viede |
| Bearing, Roller Journal, 47 m/m. × 14 m/m. × 17 m/m. | 1 | Hoff. R 317 | Duigan |
| Bearing, Toggle Shaft (inner carrier plate) | 2 | G 51865 | Dumas |
| Bearing, Toggle Shaft (outer carrier plate) | 2 | G 52945 | Dumbelton |
| Body Ball Joint for brake pull rod | 2 | G 51750 | Dummelow |
| Bolt, Brake Shoe Anchor, A=1 $\frac{3}{8}$ " (used on part of Series F to Series H) | 4 | G 51763 | Dumphrup |
| Bolt, Brake Shoe Anchor, A=1 $\frac{1}{8}$ " (Series J and K) | 4 | G 52940 | Dunbar |
| Bolt, Brake Shoe Guide | 4 | G 51766 | Dunboyne |
| Bolt, Clamping, for actuating lever | 2 | G 52471 | Duncan |
| †Bolt for balance weights, A=2 $\frac{3}{8}$ " (used on part of Series H to Series K) | 12 | G 52666 | Dunckley |
| ‡Bolt for balance weights, A=1" (used on part of Series F to part of Series J) | 12 | G 53089 | Dundonald |
| §Bolt for balance weights, A=1.5" (used on part of Series F to part of Series J) | 4 | G 73865 | Dungarvon |
| ¶Bolt for balance weights, A=1.300" (used on part of Series F to part of Series J) | 2 | G 73866 | Dungate |
| †Bolt for balance weights, A=1.800" (used on part of Series F to part of Series J) | 4 | G 73972 | Dunglass |
| Bolt for balance weights (used on part of Series J and part of Series K) | 2 | G 73973 | Dunglison |
| Bolt for balance weights (used on part of Series H to Series K) | 2 | G 53025 | Dunhill |
| †Bolt for brake drum | 4 or 6 | G 53026 | Dunkerley |
| Bolt for inner carrier plate (lower), A=1 $\frac{3}{8}$ " | 24 | G 51838 | Dunkerton |
| Bolt for inner carrier plate (upper), A=1 $\frac{3}{8}$ " | 4 | G 51761 | Dunkinson |
| Bolt for outer carrier plate | 4 | G 51762 | Dunleath |
| Bolt for steering levers | 12 | G 51770 | Dunmall |
| Bolt for actuating shaft | 4 | G 51760 | Dunmore |
| Bolt, Pivot Centre (2 off required up to Series H) | 1 | G 51732 | Dunphie |
| Bolt, Pivot Centre (Series J) | 1 | G 53011 | Dunsandle |
| §Bolt, Taper, securing brake drum to hub | 1 | G 51792 | Dunscombe |
| Bush, Axle Pivot, A=1.4" (2 off required up to Series H) | 24 | G 51846 | Dunsford |
| Bush, Axle Pivot (bottom), A=1.325" (Series J) | 1 | G 53013 | Dunstall |
| Bush, Brake Shoe Anchor | 1 | G 53013 | Dunthorne |
| Bush for actuating shaft (inner) | 4 | G 51764 | Duperrat |
| Bush for actuating shaft (outer) | 2 | G 51789 | Duplay |
| | 2 | G 51788 | |

Please quote Chassis Number when ordering.

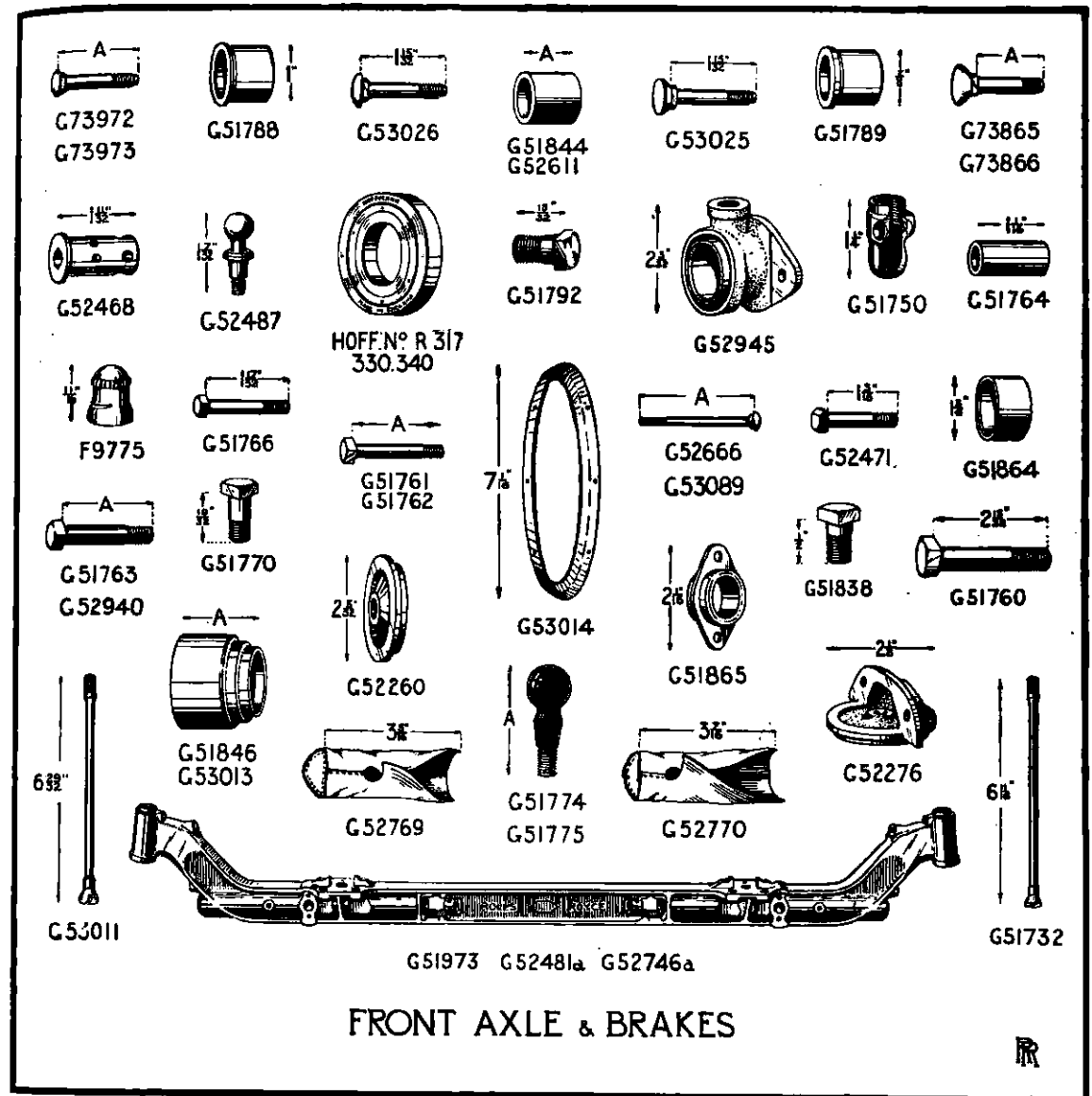
¶ Not required when four wheel brakes are fitted.

§ Only required when wire wheels are fitted.

† Only required when artillery wheels are fitted.

‡ Only required when straight side tyres are fitted.

§ Only required when beaded edge tyres are fitted.



FRONT AXLE & BRAKES

| DESCRIPTION | No. off | Piece No. | Code Word |
|---|---------|-----------|-----------|
| *Bush for inner actuating lever. A=.5015" | 2 | G 51844 | Dupont |
| *Bush for inner actuating lever. A=.5171" | 2 | G 52611 | Dupuy |
| Bush for toggle shaft | 2 | G 51864 | Durbidge |
| Bush, Spring Loading | 2 | G 52468 | Durkin |
| ¶Cap for pivot | 2 | G 52260 | Durmane |
| Cap for pivot | 2 | G 52276 | Durndell |
| °Cap, Oil Gun Lubricator | 2 or 6 | F 9775 | Enunciate |
| Catcher, Oil, for brake drum | 2 | G 53014 | Durnford |
| Cover, Leather, for ball joint (bottom) | 2 | G 52770 | Durste |
| Cover, Leather, for ball joint (top) | 2 | G 52769 | Durward |

* Alternatives.

¶ Not required when four wheel brakes are fitted.

° Please quote Chassis Number when ordering and also state Chassis Finish for parts marked °

FRONT AXLE (with and without brakes)—continued

| DESCRIPTION | No. off | Piece No. | Code Word |
|---|---------|-----------|-----------|
| §Drum, Brake, without spigot for damping sector (used on part of Series F to part of Series K) | 2 | G 51747a | Dutchy |
| §Drum, Brake (used on part of Series K) | 2 | G 53191a | Eaturipon |
| †Drum, Brake | 2 | G 51826 | Dutfield |
| Disc, Serrated Adjusting (near side) (used on part of Series F to Series H) | 2 | G 52491 | Duthoit |
| Disc, Serrated Adjusting (off side) (used on part of Series F to Series H) | 1 | G 52490 | Dutneall |
| Disc, Serrated Adjusting (near side) (Series J and K) | 1 | G 52949 | Duvall |
| Disc, Serrated Adjusting (off side) (Series J and K) | 1 | G 52948 | Duveen |
| Excluder, Dust, for brake carrier plate (near side), A = .650" (used on part of Series F to part of Series K) | 1 | G 53127 | Dwyer |
| Excluder, Dust, for brake carrier plate (off side), A = .650" (used on part of Series F to part of Series K) | 1 | G 53126 | Dyalle |
| Excluder, Dust, for brake carrier plate (near side), A = .500" (used on part of Series K) | 1 | G 53193 | Eaturoast |
| Excluder, Dust, for brake carrier plate (off side), A = .500" (used on part of Series K) | 1 | G 53192 | Eaturook |
| Flange, Pivot (2 off required up to Series H) | 1 | G 51740 | Dyatt |
| Fork, Brake Toggle | 4 | G 51807 | Dyball |
| Gland, Pivot Pin, with felt ring | 2 | G 51744a | Dyke |
| Guard, Oil, for outer carrier plate (Series K) | 2 | G 52981 | Dymoke |
| Guard, Oil, for toggle shaft | 2 | G 52486 | Dymond |
| Guide, Brake Shoe, A = .700" (used from parts of Series F to Series J) | 4 | G 51767 | Dynwor |
| Guide, Brake Shoe, A = .850" (Series K) | 4 | G 53144 | Dysart |
| Housing, Friction Washer (Series J) | 1 | G 53015 | Dyson |
| †Hub, Wheel (near side) | 1 | G 51981 | Dyster |
| §Hub, Wheel (near side) | 1 | F 51305 | Heyrod |
| §Hub, Wheel (near side) | 1 | G 52699 ✓ | Eachus |
| §Hub, Wheel (near side) | 1 | G 51725 | Eacott |
| †Hub, Wheel (off side) | 1 | G 51825 | Eade |
| †Hub, Wheel (off side) | 1 | G 51980 | Eadle |
| †Hub, Wheel (off side) | 1 | F 51304 | Hewson |
| †Hub, Wheel (off side) | 1 | G 52698 ✓ | Eaglen |
| †Hub, Wheel (off side) | 1 | G 51724 | Eagleston |
| †Hub, Wheel (off side) | 1 | G 51824 | Ealet |
| Lever, Actuating (bottom near side) | 1 | G 52473a | Eardley |
| Lever, Actuating (bottom off side) | 1 | G 52472a | Earee |
| *Lever, Actuating (inner near side) | 1 | G 52475a | Earles |
| *Lever, Actuating (inner off side) | 1 | G 52613a | Earthrowl |
| □Lever, Actuating (inner off side) | 1 | G 52474a | Earthy |
| □Lever, Actuating (inner off side) | 1 | G 52612a | Earwicker |
| Lever, Actuating (top near side), A = $\frac{9}{16}$ " (used on part of Series F to Series H) | 1 | G 52493a | Easkham |
| Lever, Actuating (top near side), A = 1" (Series J and K) | 1 | G 52493b | Easley |
| Lever, Actuating (top off side), A = $\frac{9}{16}$ " (used on part of Series F to Series J) | 1 | G 52492a | Easlid |
| Lever, Actuating (top off side), A = 1" (Series J and K) | 1 | G 52492b | Eastaff |
| Lever, Cross and Side Steering (used on part of Series F to part of Series J) | 1 | G 52315 | Easteal |
| Lever, Cross and Side Steering (used on part of Series J and on Series K) | 1 | G 53143 | Easterboy |

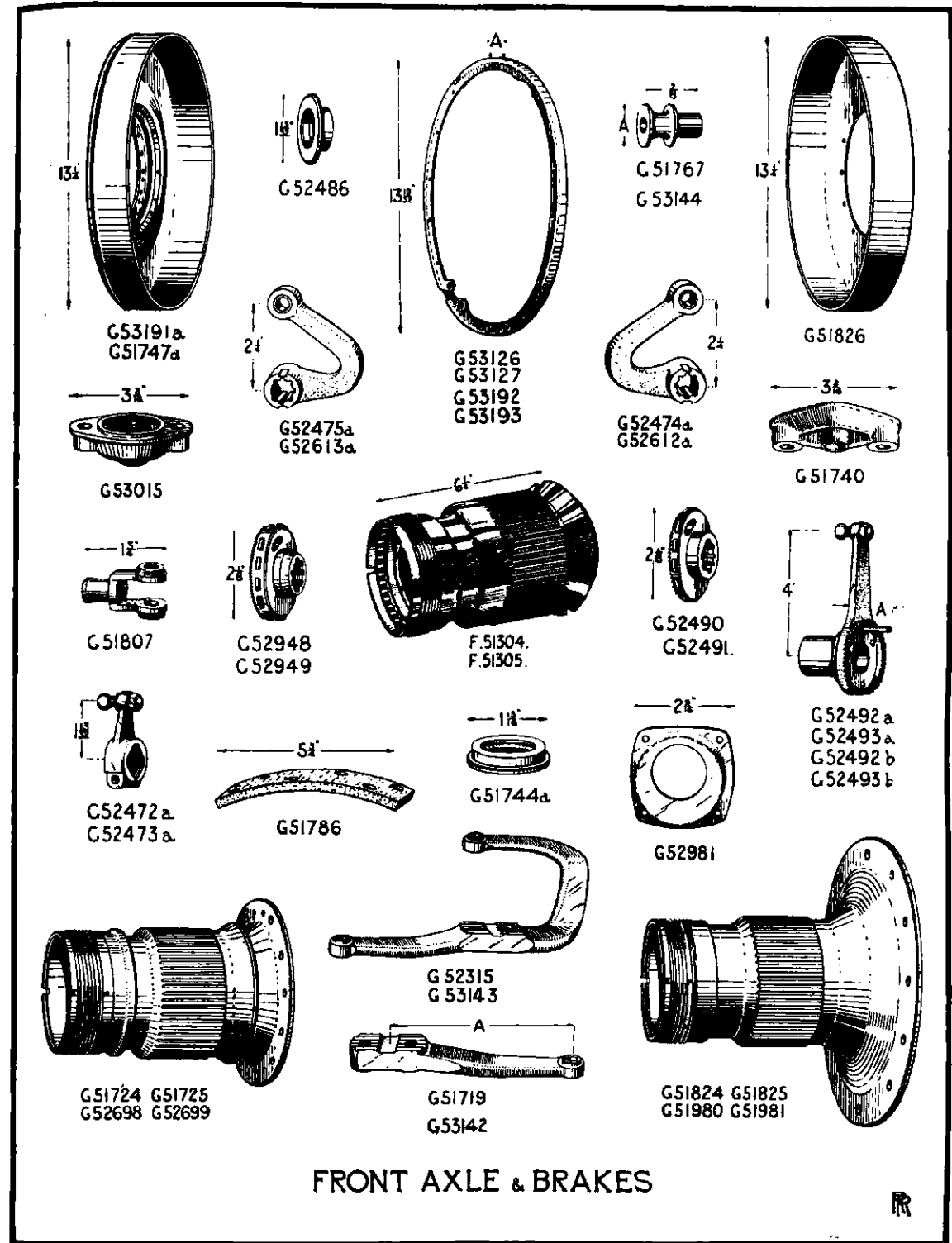
Please quote Chassis Number when ordering.

§ Only required when wire wheels are fitted.

† Not required when four wheel brakes are fitted.

† Only required when artillery wheels are fitted.

□ Alternatives.



FRONT AXLE & BRAKES



FRONT AXLE (with and without brakes)—continued

| DESCRIPTION | No. off | Piece No. | Code Word |
|--|---------|-----------|------------|
| †Lever, Cross Steering (near side), A=6.85" (used on part of Series F to part of Series J) | 1 | G 51719 | Eastgate |
| †Lever, Cross Steering (near side), A=6.912" (used on part of Series J and on Series K) | 1 | G 53142 | Eaturosses |
| †Liner for brake shoe | 8 | G 51786 | Easther |
| ○Lubricator, Oil Gun | 6 | F 9772 | Epsomite |
| Nut for axle pivot (near side) | 1 | F 52122 | Huxley |
| Nut for axle pivot (off side) | 1 | F 52123 | Ibsley |
| §Nut for balance weight bolts | 6 | G 73864a | Eatsuffer |
| †Nut for balance weight bolt | 12 | G 73907a | Eatsuite |
| Nut for ball joint clamping bolt | 4 | G 52554 | Eatsully |
| Nut for bottom actuating lever bolt | 2 | G 52497 | Eatsump |
| Nut for brake pull rod ball end | 4 | E 16669 | Eatsunned |
| Nut for brake shoe anchor bolt | 4 | E 18892 | Selatyn |
| Nut for brake shoe guide bolt | 4 | E 13877 | Bowsprit |
| Nut for carrier plate bolt (Series J and K) | 2 | F 73607 | Eatsupper |
| Nut for inner actuating lever | 2 | E 70220 | Chadburn |
| Nut for outer carrier plate bolt (used on part of Series F and on Series G and H) | 2 | G 5266 | Tangkin |
| Nut for pivot bolt | 2 | E 6432 | Actinia |
| Nut for steering lever ball end | 3 | G 51772 | Eatswage |
| Nut for steering lever bolt | 4 | F 3288 | Insolent |
| Nut, Locking, for brake toggle | 4 | G 7935 | Denmill |
| §Nut, Retaining, for inner bearing (near side) | 1 | G 51729a | Eatsurf |
| †Nut, Retaining, for inner bearing (near side) | 1 | G 51832a | Eatswan |
| §Nut, Retaining, for inner bearing (off side) | 1 | G 51728a | Eatswaori |
| †Nut, Retaining, for inner bearing (off side) | 1 | G 51831a | Eatswapt |
| Nut, Retaining, for inner sliding piece | 2 | G 51730 | Eatswars |
| Nut, Retaining, for serrated disc | 2 | E 51661 | Styal |
| ○Nut, Wheel Removal | 2 | G 50789 | Halzey |
| Packing Ring, Felt, for inner bearing retaining nut | 2 | G 51795 | Eatsyank |
| Packing Ring, Felt, for pivot gland | 2 | G 51733 | Eatsyape |
| Piece, Ball Joint Adjusting, for brake pull rod (top) | 2 | G 51751 | Eatsweat |
| Piece, Distance, for inner carrier plate | 4 | G 51771 | Eatsweb |
| Piece, Locking, for toggle shaft nut | 2 | G 52488 | Eatswech |
| ○§Piece, Sliding, for hub (inner) (used on part of Series F to Series J) | 2 | G 51727 | Eatswaye |
| ○§Piece, Sliding, for hub (inner), A=2.05" (Series K) | 2 | G 53120 | Eatswede |
| ○†Piece, Sliding, for hub (inner), A=1.700" | 2 | G 53121 | Eatsweete |
| ○†Piece, Sliding, for hub (outer), A=1 1/2" | 2 | G 51830 | Eatswerie |
| ○§Piece, Sliding, for hub (outer), A=1 1/4" | 2 | G 51726 | Eatswegs |
| Pin, Axle Pivot (used on part of Series F to Series H) | 2 | G 51845 | Eatsweot |
| Pin, Axle Pivot (near side) (Series J) | 1 | G 53065a | Eatswein |
| Pin, Axle Pivot (off side) (Series J) | 1 | G 53068a | Eatswell |
| Pin, Axle Pivot (Series K) | 2 | G 53065a | Eatswein |
| Pin for connecting brake shoe to toggle | 4 | G 51798 | Eatsweppe |
| Pin for spring eye | 4 | G 51765 | Eatswerve |
| Pin, Locking, for toggle fork | 4 | G 51816 | Eatsweryn |
| †Pivot, Axle (near side) | 1 | G 51975a | Eatsyari |
| †Pivot, Axle (near side) | 1 | G 51717a | Eatsyass |
| †Pivot, Axle (off side) | 1 | G 51974a | Eatswend |
| Pivot, Axle (off side) | 1 | G 51716a | Eatsyates |

† Illustrated on page 28.

○ Please quote Chassis Number when ordering and also state Chassis Finish for parts marked ○

§ Only required when wire wheels are fitted.

† Only required when artillery wheels are fitted.

¶ Not required when four wheel brakes are fitted.

FRONT AXLE & BRAKES

FRONT AXLE (with and without brakes)—continued

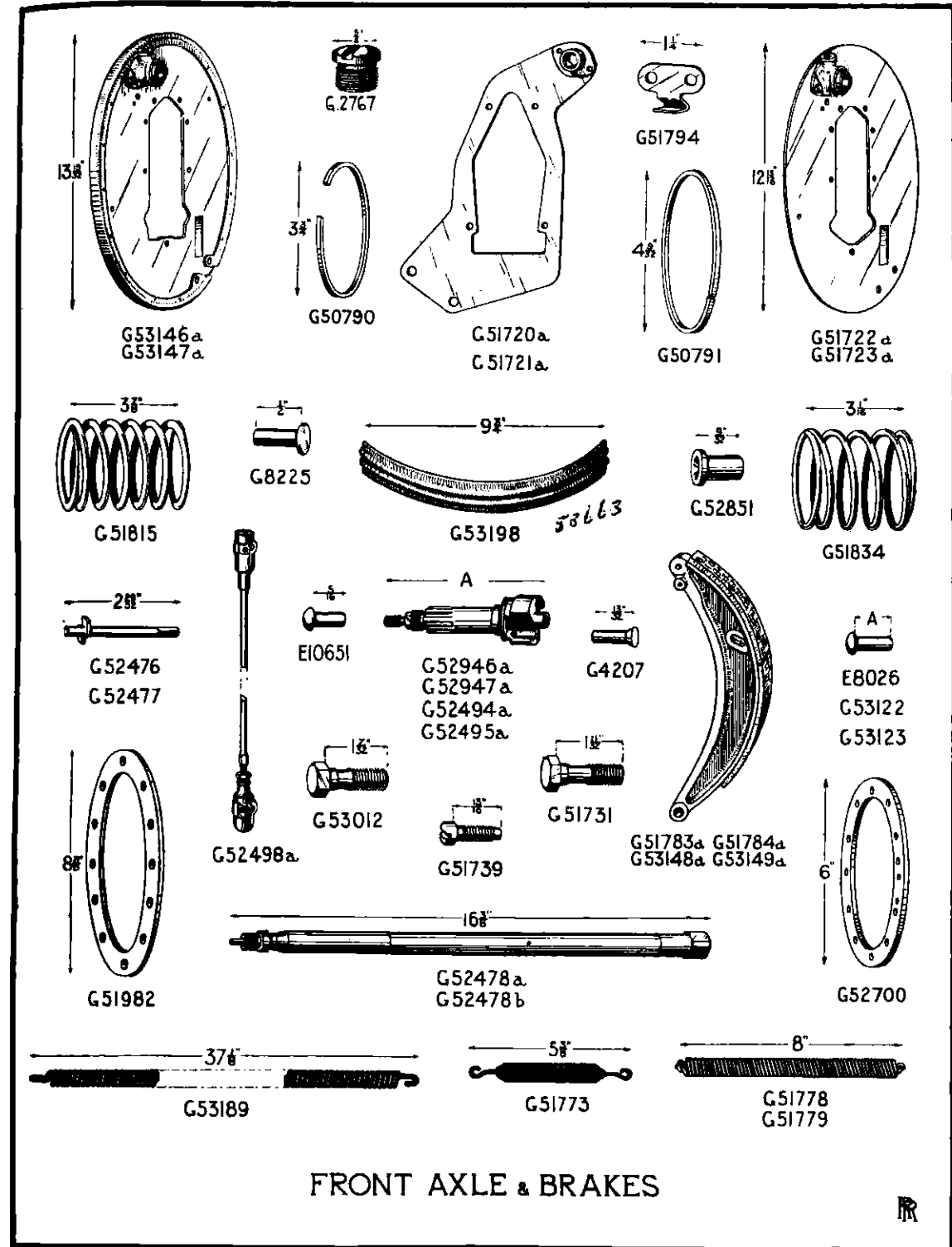
| DESCRIPTION | No. off | Piece No. | Code Word |
|---|----------|-----------|-----------|
| Plate, Brake Carrier (outer near side) (used on part of Series F to Series H) | 1 | G 51723a | Eatsyawn |
| Plate, Brake Carrier (outer near side) (Series J and K) | 1 | G 53147a | Eattabor |
| Plate, Brake Carrier (outer off side) (used on part of Series F to Series H) | 1 | G 51722a | Eattabun |
| Plate, Brake Carrier (outer off side) (Series J and K) | 1 | G 53146a | Eattacab |
| Plate, Brake Carrier (inner near side) | 1 | G 51721a | Eattacage |
| ¶Plate, Brake Carrier (inner off side) | 1 | G 51720a | Eattadawn |
| §Plate for hub | 2 | G 52700 | Eattaday |
| ¶†Plate for hub | 2 | G 51982 | Eattadice |
| §Plate, Locking, for hub bearing retaining nut | 2 | G 51794 | Eattadeal |
| Plunger, Spring Loading (near side) | 1 | G 52477 | Eattadon |
| Plunger, Spring Loading (off side) | 1 | G 52476 | Eattaduke |
| Rivet for brake drum oil catcher | 16 or 20 | E 10651 | Eattadip |
| Rivet for mud excluder | 28 | G 4207 | Pentewan |
| Rivet, Copper, for brake liner | 48 | G 8225 | Eastrop |
| §Rivet for oil guard and mud excluder, A = $\frac{17}{32}$ " (Series J) | 4 | G 53123 | Eattadull |
| †Rivet for oil guard and mud excluder, A = $\frac{33}{32}$ " (Series K) | 4 | E 8026 | Eattadump |
| §Rivet for oil guard, A = $\frac{7}{16}$ " (Series J) | 4 | G 53122 | Eattafool |
| †Rivet for oil guard | 4 | E 10651 | Eattadip |
| Rivet, Tubular, for toggle shaft bearing | 4 or 12 | G 52851 | Eattafun |
| Ring, Spring Stop, for hub | 2 | G 50790 | Hannah |
| Ring for withdrawal nut | 2 | G 50791 | Hareby |
| Rod, Pull, connecting brake actuating levers | 2 | G 52498a | Eattagag |
| Screw for friction washer housing (Series J) | 2 | G 53012 | Eattagale |
| ○Screw for oil retaining cap | 2 | G 2767 | Heraldry |
| Screw for pivot flange (4 off required up to Series H) | 2 | G 51731 | Eattagamp |
| Screw, Locating, for pivot pin | 2 | G 51739 | Eattageen |
| Sector, Damping, for brake drum (used on part of Series K) | 8 | G 53198 | Eaturothe |
| Shaft, Brake Actuating (near side) | 2 | G 52478a | Eattagilt |
| Shaft, Brake Actuating (off side) | 2 | G 52478b | Eattagoat |
| Shaft, Toggle Actuating (near side), A = 4.25" (used on part of Series F to Series H) | 1 | G 52495a | Eattagool |
| Shaft, Toggle Actuating (off side), A = 4.25" (used on part of Series F to Series H) | 1 | G 52494a | Eattagust |
| Shaft, Toggle Actuating (near side) (Series J and K), A = 4.35" | 1 | G 52947a | Eattahand |
| Shaft, Toggle Actuating (off side) (Series J and K), A = 4.35" | 1 | G 52946a | Eattaher |
| Shoe, Brake, with liner (used from part of Series F to Series J) | 2 | G 51783a | Eattahied |
| Shoe, Brake, with liner (Series K) | 2 | G 53148a | Eattahow |
| Shoe, Brake, with liner (used from part of Series F to Series J) | 2 | G 51784a | Eattahung |
| Shoe, Brake, with liner (Series K) | 2 | G 53149a | Eattaine |
| Spring, Damping, for brake drum (used on part of Series K) | 2 | G 53189 | Roejames |
| †Spring, Locking, for hub | 2 | G 51834 | Eattair |
| §Spring, Locking, for hub | 2 | G 51815 | Eattakon |
| Spring, Return, for actuating shaft (torsional) (near side) | 1 | G 51779 | Eattakuse |
| Spring, Return, for actuating shaft (torsional) (off side) | 1 | G 51778 | Eattalong |
| Spring, Return, for brake shoes | 2 | G 51773 | Eattalot |

¶ Not required when four wheel brakes are fitted.

§ Only required when wire wheels are fitted.

† Only required when artillery wheels are fitted.

○ Please quote Chassis Number when ordering and also state Chassis Finish for parts marked ○



FRONT AXLE & BRAKES



FRONT AXLE (with and without brakes)—continued

| DESCRIPTION | No. off | Piece No. | Code Word |
|--|---------|-----------|-----------|
| Toggle, Brake | 4 | G 51806 | Eattalune |
| *Washer, Adjusting, for pivot, .105" thick | 2 | G 52271 | Eattamat |
| *Washer, Adjusting, for pivot, .115" thick | 2 | G 52272 | Eattame |
| *Washer, Adjusting, for pivot, .125" thick | 2 | G 52273 | Eattamice |
| *Washer, Adjusting, for pivot, .135" thick | 2 | G 52274 | Eattamid |
| *Washer, Adjusting, for pivot, .145" thick | 2 | G 52275 | Eattanon |
| Washer, Fibre, for inner bearing retaining nut | 4 | G 51823 | Eattanue |
| Washer for pivot pin setscrew | 2 | E 75842 | Eatubias |
| §Washer for balance weights (used on part of Series F to part of Series J) | 6 | G 73861a | Eattapea |
| †Washer for balance weights | 12 | G 74288 | Courthope |
| §Washer for balance weights | 6 | G 73862 | Eattapete |
| ‡§Washer for balance weights (used on part of Series J and on Series K) | 6 | G 73974 | Eattapipe |
| Washer for brake shoe guide bolt (used from part of Series F to Series J) | 4 | E 8476 | Humdrum |
| Washer for brake shoe guide bolt (Series K) | 4 | G 53145 | Eattaota |
| Washer for brake shoe guide bolt | 4 | G 51785 | Eattapool |
| Washer for lubricator | 6 | E 27485 | Eatuquire |
| Washer, Friction, for pivot (2 off required up to Series H) | 1 | G 51847 | Eattapup |
| Washer, Friction, for off side pivot (Series J) | 1 | G 53128 | Eattarec |
| Washer, Friction (inner), for off side pivot (Series J) | 3 | F 51889 | Hooton |
| Washer, Friction (outer), for off side pivot (Series J) | 3 | F 51890 | Honing |
| †Washer, Locking, for inner bearing retaining nut | 2 | G 51833 | Eattaran |
| Washer, Locking, for inner actuating lever nut | 2 | G 52469 | Eattarisk |
| □Washer, Packing, .030" thick | 2 | G 52593 | Eattaroar |
| □Washer, Packing, .050" thick | 2 | G 52594 | Eattarood |
| Washer, Retaining, for ball bearing | 2 | F 8265 | Harray |
| ‡Washer, Rubber, for balance weights (used on part of Series J and on Series K) | 6 | G 53027 | Eattasag |
| Washer, Safety Thrust | 2 | F 50916 | Hedsom |
| †Weight, Balance, for wheel (Bakelite) | 20 | G 73878 | Eattarue |
| †Weight, Balance, for wheel (Steel) | 8 | G 73879 | Eattasea |
| †Weight, Balance, for wheel (Steel) | 4 | G 73883 | Eattasene |
| §Weight, Balance, for wheel (Lead) (18 off required up to part of Series H) | 12 | G 73872 | Eattasip |
| §Weight, Balance, for wheel (Bakelite) (20 off required up to part of Series H) | 24 | G 73873 | Eattasoap |
| Wheel, Detachable, Dunlop Artillery Road, 32" x 4 1/2" straight side tyres (Type H2) | 2 | — | Eattasobs |
| Wheel, Detachable Dunlop Wire Road, 820 m/m. x 120 m/m. beaded edge tyres (Type G2) | 2 | — | Eastlake |
| Wheel, Detachable Dunlop Wire Road, 32" x 4 1/2" straight side tyres (Type G2) | 2 | — | Easthope |
| Wheel, Detachable Dunlop Wire Road, (well-base rim) (Type G.W.B.2) | 2 | — | Eastill |
| Wire, Locking, for inner sliding piece retaining nut | 2 | G 51793 | Easthim |

Please quote Chassis Number when ordering.

|| Only required when straight side tyres are fitted.
 § Only required when wire wheels are fitted.

† Only required when artillery wheels are fitted.
 ‡ Only required when beaded edge tyres are fitted.

□* Alternatives.

DUNLOP WIRE WHEEL

FRONT AXLE & BRAKES

REAR AXLE

(Including Brakes and Differential)

The existing Catalogue is correct from Series A to part of Series F with the following revision:—
 °F 9772, F 9775, G 2767, G 50785, G 50786, G 50787, G 50789 °

| DESCRIPTION | No. off | Pie. No. | Code Word |
|----------------------------------|---------|-------------|--------------|
| Sector, Damping, for brake drum | 8 | G 52739 | Roehaday |
| Washer, Distance, for brake drum | 36 | G 52740 | Roehail |
| Washer for spring anchorage | 4 | D 1208 | Roemafed |

E 18344 replaced by G51489 *Roehalla*
 G 50466 replaced by G 53276 *Roemad*
 G 50729a replaced by G 51715a *Easum*
 G 50764 replaced by F 54227 *Roemafa*
 G 51100 replaced by G 51374 *Roehare*
 G 50444, G 50545, G 50955 (used on part of Series A).
 G 7380, G 7652, G 7661, G 50004, G 50372, G 50401, G 50412, G 50414, G 50459, G 50541,
 G 50679/87, G 50718, G 50719, G 50721, G 50725, G 50745, G 50746, G 50979/80a,
 G 51093, G 51101 (Series A and B).
 G 51210a (Series A to D).
 G 50977, G 50978, G 51052 (used on part of Series A to part of Series F).
 G 3906, G 6202, G 51107, G 51108, G 51109, G 51111, G 51114, G 51115, G 51116/24,
 G 51125, G 51132, G 51134, G 51138/9a, G 51142, G 51143, G 51144, G 51145, G 51147,
 G 51171, G 51180, G 51213 (used on Series C to part of Series F).
 G 50785 (Series A to F).
 G 51172 (used on Series C to part of Series D).
 G 51506a (used on part of Series E to part of Series F).

The following parts are used on part of Series F to Series K:—

| DESCRIPTION | No. off | Piece No. | Code Word |
|---|---------|--------------|--------------|
| Bearing for actuating shaft | 2 | G 51960 | Eastman |
| Carrier, Brake | 2 | G 51970 | Eatenton |
| Cover, Dust, for brake (near side) | 1 | G 53235a | Eatever |
| Cover, Dust, for brake (off side) | 1 | G 53236a | Eaticce |
| † Drum, Brake, with oil retainer | 2 | G 52326a | Eatinto |
| † Drum, Brake, with oiler retainer | 2 | G 52669a | Eatirst |
| Guide, Brake Shoe | 16 | G 51956 | Eatmore |
| § Hub (near side) | 1 | G 51836 | Eatoff |
| § Hub (off side) | 1 | G 51835 | Eatpad |
| Liner for brake shoe (wide) | 8 | G 52251 | Eatpen |
| Nut for balance weight bolt | 6 | G 73864a | Eatsuffer |
| Nut for balance weight bolt | 12 | G 73907a | Eatsuite |
| Nut, Retaining, for inner sliding piece | 2 | G 51730 | Eatswars |
| Piece, Distance, for brake shoes | 2 | G 51958 | Eatport |
| Piece, Distance, for brake shoe guide | 4 | G 51955 | Eatput |
| Piece, Distance, for brake shoe guide | 4 | G 51957 | Eatquais |
| °§ Piece, Sliding, for hub (inner), A=1.3" | 2 | G 51837 | Eatrate |
| °§ Piece, Sliding, for hub (outer), A=1.15" | 2 | G 51830 | Eatswefie |
| Pin, Brake Shoe | 2 | G 51961 | Eatraven |
| Pin for brake shoe springs | 8 | G 51972 | Eatreeds |
| Pin, Split, for axle nut | 2 | G 51709 | Eatrevel |

° Please quote Chassis Number when ordering and also state Chassis Finish for parts marked °
 † Only required when front brakes are fitted. ‡ Not required when front brakes are fitted.
 § Only required when artillery wheels are fitted.

REAR AXLE & BRAKES

REAR AXLE (including Brakes and Differential)

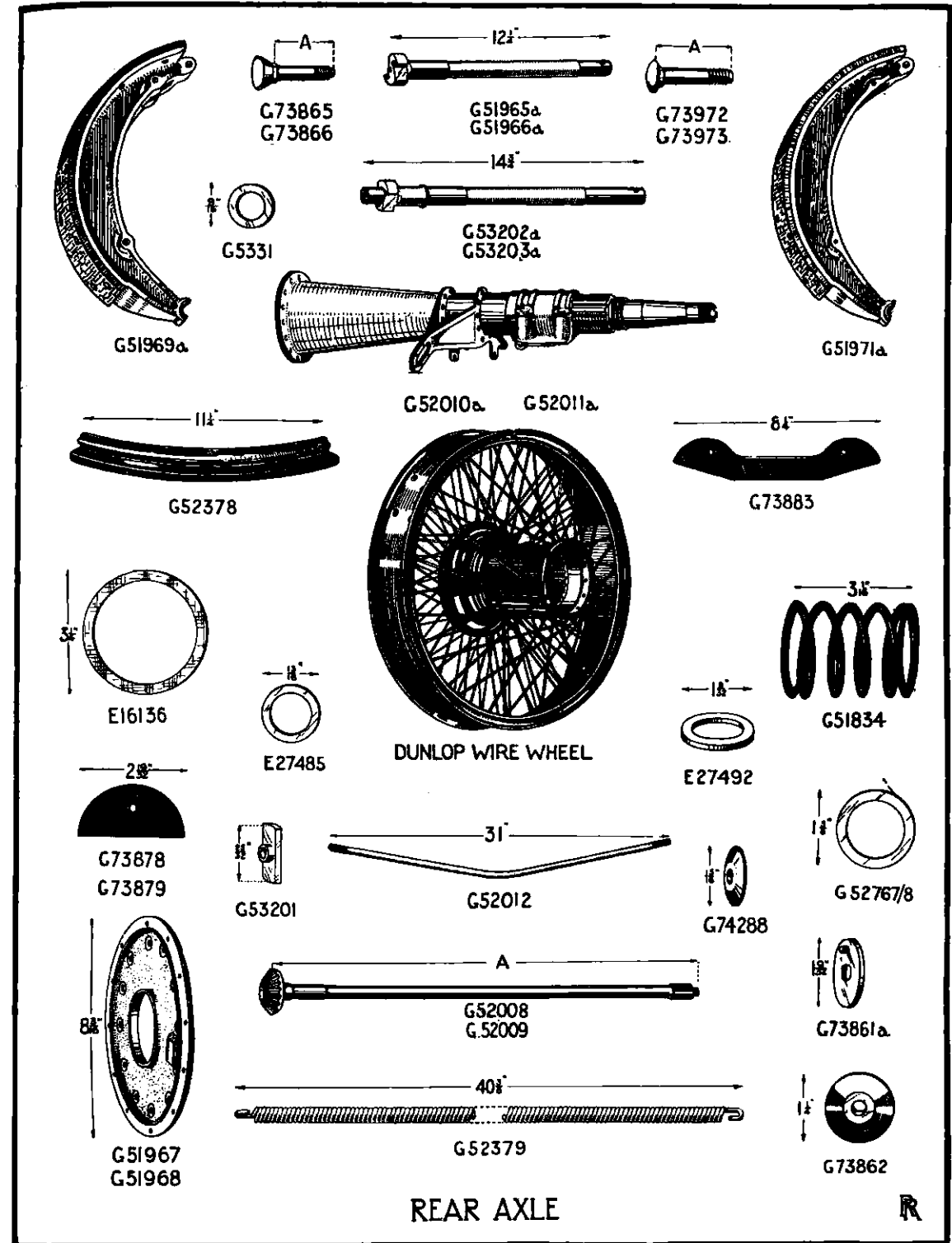
(continued)

| DESCRIPTION | No. off | Piece No. | Code Word |
|---|---------|-----------|-----------|
| Plate, Locking, for brake actuating shaft | 2 | G 53201 | Ebeast |
| Rod, Rear Axle Tie | 1 | G 52012 | Eatrock |
| Sector, Damping, for brake drum | 8 | G 52378 | Eatrod |
| Shaft, Axle (near side), A=30 1/8" | 1 | G 52008 | Eatroes |
| Shaft, Axle (off side), A=32 3/4" | 1 | G 52009 | Eatroft |
| Shaft, Foot Brake Actuating (near side) | 1 | G 53202a | Eatrogre |
| Shaft, Foot Brake Actuating (off side) | 1 | G 53203a | Eatroine |
| Shaft, Hand Brake Actuating (near side) | 1 | G 51965a | Eatroke |
| Shaft, Hand Brake Actuating (off side) | 1 | G 51966a | Eatrolls |
| Shoe, Foot Brake, with liner (wide) | 4 | G 51969a | Eatromed |
| Shoe, Hand Brake, with liner (narrow) | 4 | G 51971a | Eatronny |
| Spring, Damping, for brake drum | 2 | G 52379 | Eatronok |
| Spring, Locking, for hub | 2 | G 51834 | Eattair |
| Support for brake dust cover (near side) | 1 | G 51968 | Eatroods |
| Support for brake dust cover (off side) | 1 | G 51967 | Eatroof |
| Tube, Rear Axle (near side), complete with brackets | 1 | G 52010a | Eatrooky |
| Tube, Rear Axle (off side), complete with brackets | 1 | G 52011a | Eatroper |
| Washer, Fibre, for inner sliding piece | 2 | E 16136 | Eatropte |
| Washer for balance weights | 6 | G 73861a | Eattapea |
| Washer for balance weights | 6 | G 73862 | Eattapete |
| Washer for filler Plug | 1 | E 27492 | Ebegan |
| Washer for lubricator | 6 | E 27485 | Eatuquire |
| Washer for balance weights | 12 | G 74288 | Courthope |
| Washer for near side axle tube bolt | 16 | G 5331 | Accensor |
| Washer, Packing (outer end of axle shaft), .018" thick | 2 | G 52767 | Eatroring |
| Washer, Packing (outer end of axle shaft), .036" thick | 2 | G 52768 | Eatrubbe |
| Weight, Balance, for wheel (Bakelite) | 20 | G 73878 | Eattarue |
| Weight, Balance, for wheel (Steel) | 8 | G 73879 | Eattasea |
| Weight, Balance, for wheel (Steel) | 4 | G 73883 | Eattasene |
| Wheel, Detachable Dunlop Artillery Steel Road, for 32" x 4 1/2" straight side tyres (Type H2) | 2 | — | Eattasobs |
| Wheel, Detachable Dunlop Wire Road, for 32" x 4 1/2" straight side tyres (Type G2) | 2 | — | Easthope |
| Wheel, Detachable Dunlop Wire Road, for 820 m/m. x 120 m/m. beaded edge tyres (Type G2) | 2 | — | Eastlake |
| Wheel, Detachable Dunlop Wire Road, well-base rim (Type G.W.B.2) | 2 | — | Eastill |

The following parts are used on part of Series F to part of Series J:—

| DESCRIPTION | No. off | Piece No. | Code Word |
|------------------------------------|---------|-----------|-----------|
| Bolt for balance weights, A=1" | 4 | G 73865 | Dungarvon |
| Bolt for balance weights, A=1.500" | 2 | G 73866 | Dungate |
| Bolt for balance weights, A=1.300" | 4 | G 73972 | Dunglass |
| Bolt for balance weights, A=1.800" | 2 | G 73973 | Dunglison |

Please quote Chassis Number when ordering.



REAR AXLE

REAR AXLE (including Brakes and Differential)

(continued)

The following parts are used on part of Series F to part of Series H :—

| DESCRIPTION | No. off | Piece No. | Code Word |
|---|---------|-----------|-----------|
| Bolt for balance weights, A = 2 1/8" | 12 | G 52666 | Dunckley |
| Weight, Balance, for wheel (Bakelite) | 20 | G 73873 | Eattasoap |
| Weight, Balance, for wheel (lead) | 12 | G 73872 | Eattasip |
| Pinion, Gleason Bevel (11/50 teeth) (used on part of Series F and on part of Series G) | 1 | G 51389 | Eatringer |
| Spring, Locking, for hub (used on part of Series F) | 2 | G 50788 | Deepcar |

The following parts are used on part of Series G to Series K :—

| | | | |
|---|---|----------------|-----------|
| Bearing, Ball Journal, 72 m/m. x 30.16 m/m x 30 m/m., for bevel pinion | 1 | Hoff. No. 5153 | Eastleigh |
| Housing, Pinion Bearing | 1 | G 52906 | Eatmusk |
| Nut, Retaining, for bevel pinion thrust bearings | 1 | G 52785 | Eatpill |
| Piece, Distance, for bevel pinion (outer) | 1 | G 52907 | Eatquill |
| Ring, Pinion Bearing Housing | 1 | G 52908 | Eatrobcs |

The following parts are used on Series G to K :—

| | | | |
|---|---|----------|----------|
| Hub (near side) | 1 | G 51840 | Eatnuts |
| Hub (off side) | 1 | G 51839 | Eatover |
| o Piece, Sliding, for hub (inner), A = 1.65" | 2 | G 51906* | Eatquote |
| o Piece, Sliding, for hub (outer), A = 1.5" | 2 | G 51726* | Eatswags |
| Spring, Locking, for hub | 2 | G 51815 | Eattakon |
| Wire, Locking, for inner sliding piece retaining nut | 2 | G 51793 | Easthim |

The following parts are used on part of Series G and on Series J :—

| | | | |
|--|---|---------|----------|
| Pinion, Gleason Bevel (11/50 teeth) | 1 | G 52791 | Eatrites |
| Washer, Locking, for bevel pinion retaining nut | 1 | G 52784 | Eatoran |

The following parts are used on part of Series H to Series K :—

| | | | |
|---|----|---------|-----------|
| Bolt for balance weights, A = 2 1/8" | 12 | G 53089 | Dundonald |
| Washer, Rubber, for balance weights | 6 | G 53027 | Eattasag |

The following parts are used on part of Series J and on part of Series K :—

| | | | |
|--|--------|---------|-----------|
| Bolt for balance weights | 2 | G 53025 | Dunhill |
| Bolt for balance weights | 4 or 6 | G 53026 | Dunkerley |
| Washer for balance weights (used on part of Series J to Series K) | 6 | G 73974 | Eattapipe |

The following parts are used on part of Series K :—

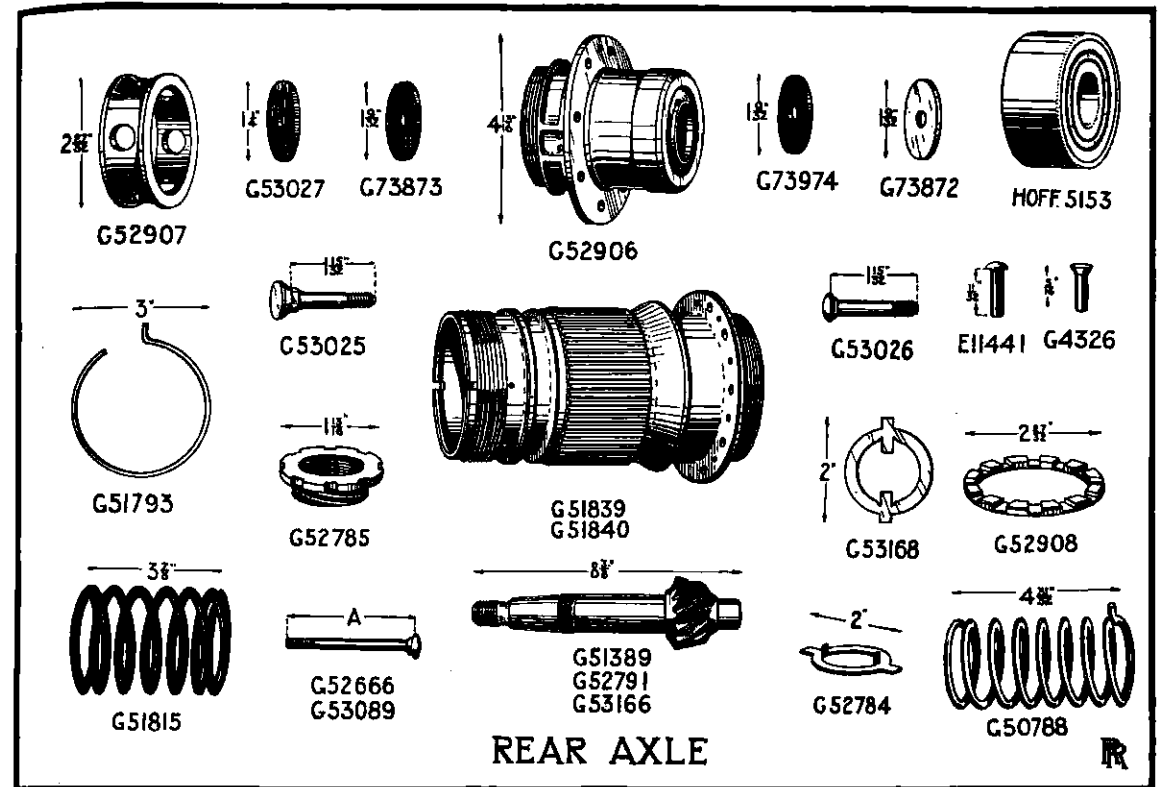
| | | | |
|----------------------------------|---|---------|----------|
| Rivet for oil drain | 8 | E 11441 | Eatubble |
| Rivet for oil drain | 4 | G 4326 | Eatuawug |

The following parts are used on Series K :—

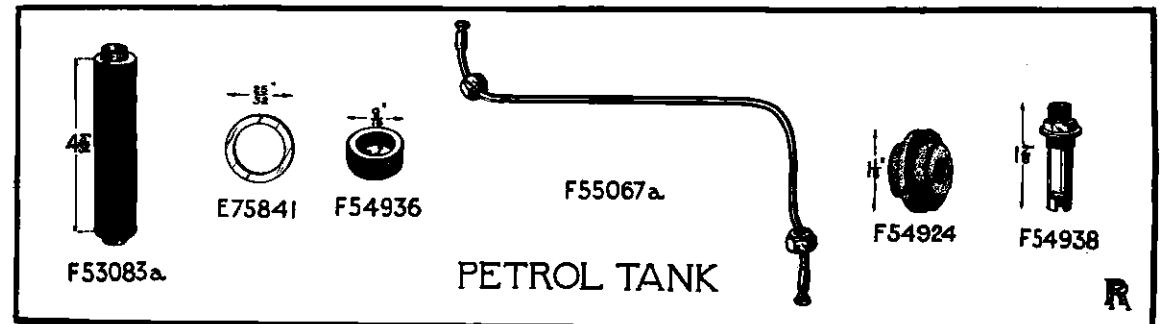
| | | | |
|--|---|---------|---------|
| Pinion, Gleason Bevel (11/50 teeth) | 1 | G 53166 | Eatroar |
| Washer, Locking, for bevel pinion retaining nut | 1 | G 53168 | Eatorer |

o Please quote Chassis Number when ordering and also state Chassis Finish for parts marked o

|| Only required when wire wheels are fitted. * For illustrations, see page 36.



REAR AXLE



PETROL TANK

The existing Catalogue is correct from Series A to D with the following revision :—

- F. 7032 obsolete.
- Add piece No. F 53795 to " Autovac " complete—Rhulen
- E 4931 replaced by F 75841 Eatufrod
- F 50811 replaced by F 54936 Ebevel
- F 50831a replaced by F 55067a Ebetter
- F 50997a replaced by F 53083a Eatufolds
- F 51303 replaced by F 54924 Ebells
- F 51671 replaced by F 54938 Ebeul
- F 50532b (Series A to C).
- F 52696a (Series D to K).

Please quote Chassis Number when ordering.

PETROL TANK—continued

The following parts are used from Series E to K except where otherwise stated :—

| DESCRIPTION | No. off | Piece No. | Code Word |
|---|---------|-----------|-----------|
| Body, "Autovac" Restriction Valve (Series J and K) | 1 | F 76624a | Eatufnon |
| Bush for indicator spindle | 1 | F 52526 | Eatufnut |
| Cap for restriction valve | 1 | F 75311 | Eatufoal |
| Clip, Pipe | 8 | F 53028 | Eatufob |
| Connection, Petrol Feed, with tube and gauze housing | 1 | F 53156a | Eatufocus |
| Dial for petrol level indicator (English) | 1 | F 54535 | Eatufcet |
| Dial for petrol level indicator (French) | 1 | F 54636 | Eatufogy |
| Float, Indicator (used on part of Series E to Series K) | 1 | F 53285 | Eatufond |
| Float, Indicator, with arm and crown wheel (used on part of Series E to Series K) | 1 | F 53285a | Eatufcet |
| Glass for indicator dial | 1 | F 52522 | Eatufoppe |
| Nipple, Union, for rear half of carburetter pipe | 1 | F 54986 | Eatsoda |
| Nipple, Union, for restriction valve pipe | 1 | F 75315 | Eatufore |
| Needle for "Autovac" petrol valve (Series H to K) | 1 | F 54939a | Eatufoth |
| Nut, Retaining, for indicator dial, A = .550" (Series E to J) | 1 | F 52531 | Eatufount |
| Nut, Retaining, for indicator dial, A = .600" (Series K) | 1 | F 54537 | Eatufpae |
| Nut, Union, for restriction valve pipe | 1 | F 75314 | Eatufpen |
| Packing for indicator dial | 1 | F 53268 | Eatufpile |
| Piston, Restriction Valve | 1 | F 75309 | Eatufpot |
| Pointer, Petrol Indicator | 1 | F 52523a | Eatufpune |
| Plug, Drain for "Autovac" (Series H to K) | 1 | S 37 | Fauna |
| Ring, Retaining, for indicator dial | 1 | F 52525 | Eatufpyre |
| Ring, Spring, for restriction valve | 1 | F 75313 | Eatufquay |
| Spindle, Indicator | 1 | F 52530a | Eatufque |
| Spring for restriction valve piston | 1 | F 75310 | Eatufquit |
| Tank, "Autovac," Outer Petrol (Series H to K) (not illustrated) | 1 | F 54083a | Eatufquod |
| Tank, Petrol, complete (not illustrated) | 1 | — | Eatufsail |
| Tube Petrol Indicator | 1 | F 51265b | Eatufquos |
| Washer, Cork, for indicator glass | 2 | F 52521 | Eatuftran |
| Washer, Felt, for restriction valve | 1 | F 75312 | Eatufree |
| Washer, Indicator Float (used on part of Series E to Series K) | 2 | F 53287 | Eatufruit |
| Washer, Leather Joint, for petrol feed connection | 1 | F 53160 | Eatufsaw |
| Washer for "Autovac" drain plug | 1 | E 27487 | Eatuawife |

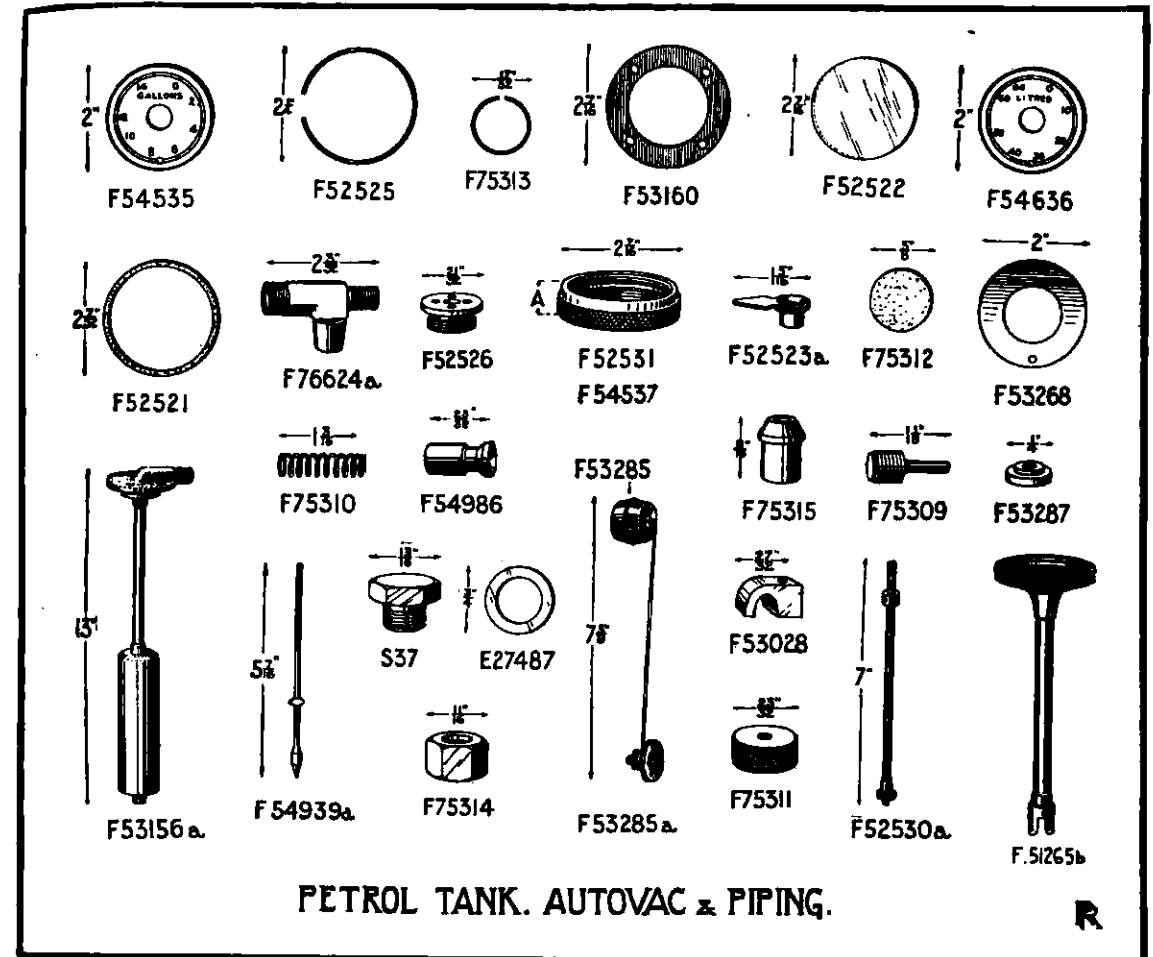
PEDALS

(Illustrations on page 44).

The existing Catalogue is correct for chassis without Front Brakes on Series A to K with the following revision :—

- F 50681a (used on part of Series A).
- F 51838a (used on part of Series A to Series K).
- F 50039a, F 50064, F 50540, F 51174a (Series A to C).
- F 52666, F 52667 (Series D and E).
- F 51174b, F 52806 (Series D to K).

Please quote Chassis Number when ordering.



F 50063 (Series A to E) on "D" type steering.

F 50016a, F 50016b, F 50040a, F 50044, F 50966a, F 50970a, F 51295a, F 51689 (used on Series A to part of Series F).

| DESCRIPTION | No. off | Piece No. | Code Word |
|---|---------|-----------|-----------|
| Spring, Return, for brake pedal ("D" type steering). A = 8" (used on Series F to part of Series J) | 1 | F 53534 | Eavpasir |

The following parts are used on part of Series F to Series K :—

| DESCRIPTION | No. off | Piece No. | Code Word |
|---------------------------------------|---------|-----------|-----------|
| Pedal, Brake ("B" type steering) | 1 | F 53497a | Ebajokes |
| Pedal, Brake ("D" type steering) | 1 | F 53496a | Roehaste |
| Stop, Brake Pedal ("B" type steering) | 1 | F 53828 | Eavpasob |

Please quote Chassis Number when ordering.

PEDALS—continued

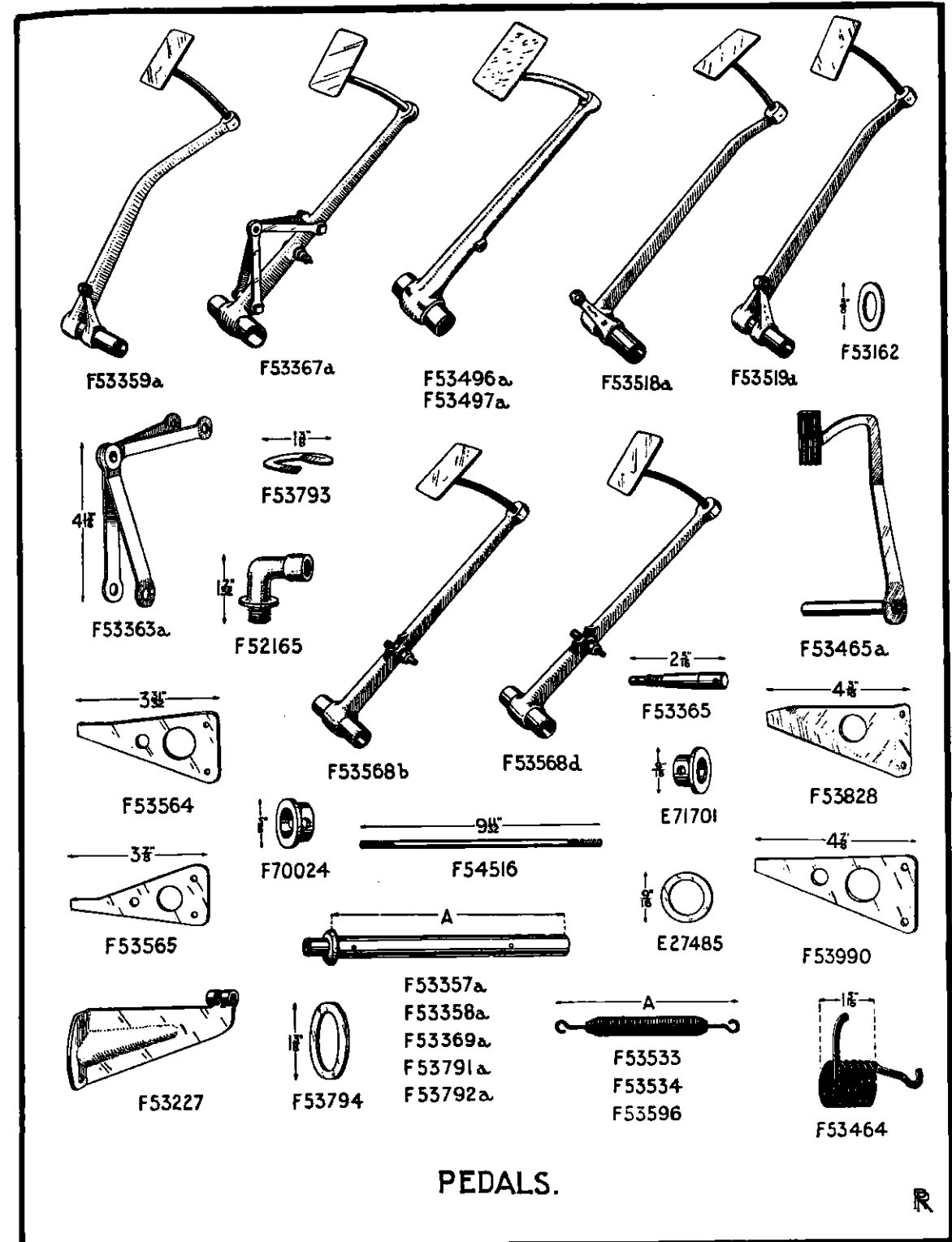
The following parts are required for chassis with and without Front Brakes:—

| DESCRIPTION | No. off | Piece No. | Code Word |
|---|---------|-----------|-----------|
| Elbow for oil gun lubricator (Series A to K) | 1 | F 52165 | Idmiston |
| Rod, Pull, for starter switch ("D" type steering) (Series K) | 1 | F 54516 | Eavpasea |
| Washer for oil gun lubricator (Series A to K) | 1 | F 53162 | Disblair |
| Washer for oil gun lubricator (Series A to K) | 1 | E 27485 | Eatuquire |

The following parts are required when Front Brakes are fitted:—

| | | | |
|---|---|----------|-----------|
| Bracket, Anchorage, for brake pedal spring | 1 | F 53227 | Ebajinks |
| Collar for brake pull rod pin | 1 | F 70024 | Ebajoan |
| Collar for brake return spring | 1 | E 71701 | Ebajobe |
| Pedal, Accelerator and Shaft ("D" type steering) (used on part of Series J and on Series K) | 1 | F 53465a | Ebajockey |
| Pedal, Brake ("B" type steering) | 1 | F 53568b | Ebajolly |
| Pedal, Brake ("D" type steering) (used on part of Series F to part of Series J) | 1 | F 53568d | Ebajostle |
| Pedal, Brake ("D" type steering) (used on part of Series J and on Series K) | 1 | F 53367a | Ebajoy |
| Pedal, Clutch and Operating Lever ("B" type steering) | 1 | F 53518a | Ebakate |
| Pedal, Clutch and Operating Lever ("D" type steering) (used on part of Series F to part of Series J) | 1 | F 53519a | Ebalackey |
| Pedal, Clutch and Operating Lever ("D" type steering) (used on part of Series J and on Series K) | 1 | F 53359a | Ebaladdy |
| Pin for brake pedal pull rod and spring | 1 | F 53365 | Ebalager |
| Quadrant for brake pedal ("D" type steering) (used on part of Series J and on Series K) | 1 | F 53363a | Eavpasail |
| Shaft, Brake and Clutch Pedal ("B" type steering), A = 10 1/4" (used on part of Series F) | 1 | F 53358a | Eavpaseck |
| Shaft, Brake and Clutch Pedal ("B" type steering), A = 10 1/8" (Series G to K) | 1 | F 53791a | Eavpaseed |
| Shaft, Brake and Clutch Pedal ("D" type steering), A = 10 1/8" (used on part of Series F) | 1 | F 53369a | Eavpaself |
| Shaft, Brake and Clutch Pedal ("D" type steering), A = 10 3/8" (used on Series G to part of Series J) | 1 | F 53792a | Eavpasent |
| Shaft, Brake and Clutch Pedal ("D" type steering), A = 10" (used on part of series J and on Series K) | 1 | F 53357a | Eavpaserf |
| Spring, Accelerator Pedal Return ("D" type steering) (used on part of Series J and on Series K) | 1 | F 53464 | Eavpaset |
| Spring, Return, for brake pedal ("D" type steering), A = 6 1/8" | 1 | F 53533 | Eavpasid |
| Spring, Return, for brake pedal ("D" type steering), A = 6" (used on part of Series J and on Series K) | 1 | F 53596 | Eavpasoap |
| Stop, Brake Pedal ("B" type steering) | 1 | F 53564 | Eavpasock |
| Stop, Brake Pedal ("D" type steering) (used on part of Series F to part of Series J) | 1 | F 53565 | Eavpasofa |
| Stop, Brake Pedal ("D" type steering) (used on part of Series J and on Series K) | 1 | F 53990 | Eavpasoil |
| Washer, Plain, for pedal shaft | 1 | F 53794 | Eavpasoot |
| Washer, Spring, for pedal shaft | 1 | F 53793 | Eavpasore |

Please quote Chassis Number when ordering.



PEDALS.

SPARE WHEEL CARRIER (SIDE)

(Series A to K)

F 51154a (Series A to C).

F 51974 (Series A to K).

F 51566a replaced by F 53050a *Eatubob*F 52180a replaced by F 53053a *Eatuboil*F 52336a replaced by F 53054a *Eatubolle*

F 52571a (Series D to K).

F 51969a replaced by F 53051a *Eatubokt*F 52335a replaced by F 53052a *Eatubomb*

| DESCRIPTION | No. off | Piece No. | Code Word |
|---|---------|-----------|-----------|
| *Nut for wheel support socket bolt (Series A to D) | 3 | E 50926 | Bwlch |
| Key, Woodruff | 1 | E 14707 | Bookstand |
| *Washer, Grover, for wheel support socket bolt (Series A to D) | 3 | G 50541 | Firvale |
| The following parts are used from Series E to K:— | | | |
| Bolt, Artillery Wheel Securing, complete with dust cover . . | 1 | F 53813a | Eatuboot |
| *Bolt for wheel support socket | 3 | F 52957 | Eatubiter |
| Support, Artillery Wheel (off side), 32" × 4½" straight side tyres, A=9.5" | 1 | F 53558a | Eatuboce |
| Support, Artillery Wheel (near side), 32" × 4½" straight side tyres, A=9.5" | 1 | F 53559a | Eatubodle |
| Support, Artillery Wheel (off side), 820 m/m. × 120 m/m. beaded edge tyres, A=9" | 1 | F 53560a | Eatuboer |
| Support, Artillery Wheel (near side), 820 m/m. × 120 m/m. beaded edge tyres, A=9" | 1 | F 53561a | Eatubogh |
| §Support, Wire Wheel (near side), A=8.6" | 1 | F 54451a | Eatubonny |
| §Support, Wire Wheel (off side), A=8.6" | 1 | F 54452a | Eatuborer |

UNDERSHIELD

With the following revision, the existing Catalogue is correct for chassis fitted with three-speed gear box.

G 50622, G 50623, G 51043a, G 51184a and Undershield, complete, *Gobowen* (used on Series A to part of Series D).

G 6954, G 51368a, G 51369a, G 51372, G 51373 and Undershield, complete, *Toycroy* (used on part of Series D to part of Series F).

| DESCRIPTION | No. off | Piece No. | Code Word |
|--|---------|-----------|-----------|
| Plate, Undershield Supporting (near side) (Series E) | 1 | G 51501a | Roegunner |
| Plate, Undershield Supporting (near side) (used on part of Series F) | 1 | G 51574a | Roegurka |
| Plate, Undershield Supporting (off side) (used on part of Series F) | 1 | G 51575a | Roehab |
| Washer for side plate bolt (used on part of Series F) | 3 | G 51573 | Roehack |

Please quote Chassis Number when ordering.

§ Only required when wire wheels with well-base rims are fitted.

* Only required when off side carrier is fitted extra.

SPARE WHEEL CARRIER (REAR)

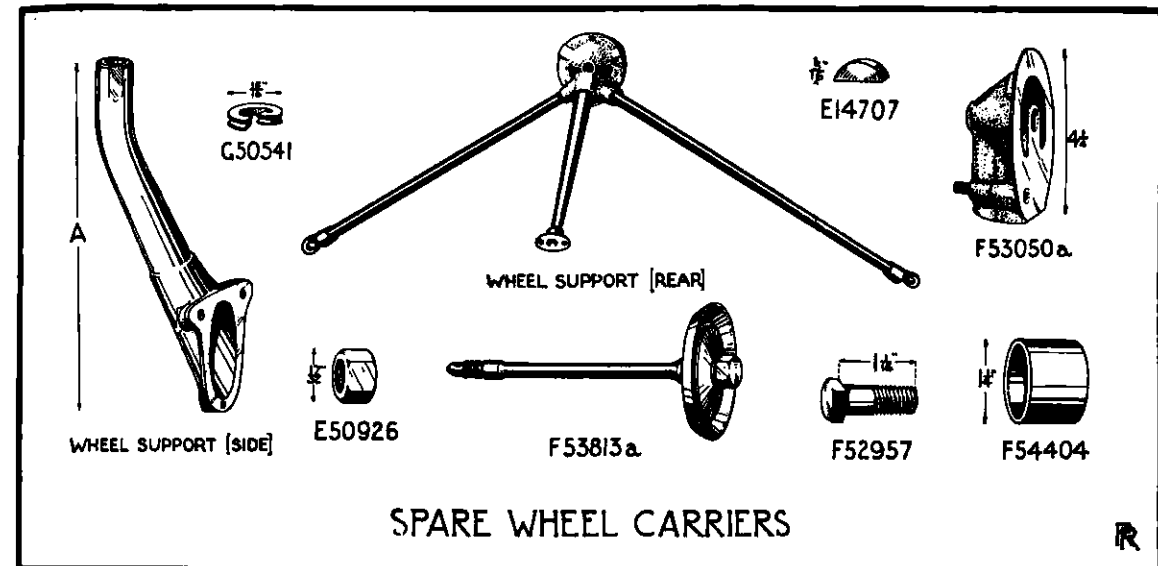
The existing Catalogue is correct from Series A to part of Series F with the following revision:—
F 51154a (Series A to C). F 52571a (Series D to K).

The following parts are used from part of Series F to Series K:—

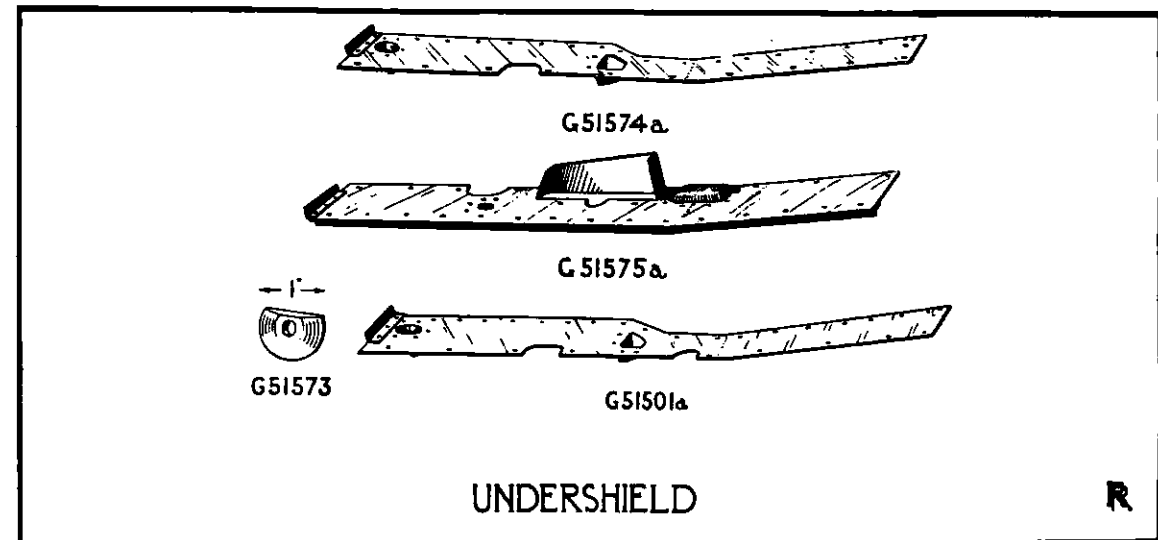
| DESCRIPTION | No. off | Piece No. | Code Word |
|--|---------|-----------|-----------|
| Bolt, Artillery Wheel Securing, complete with dust cover . . | 1 | F 53813a | Eatuboot |
| †Collar for support tube | 2 | F 54404 | Eatubique |
| †Support for wire wheel, complete | 1 | F 54428a | Eatubirrs |
| Support for artillery wheel, complete | 1 | F 53554a | Eatubiste |

Please quote Chassis Number when ordering.

† Only required when wire wheels with well-base rims are fitted.



SPARE WHEEL CARRIERS



UNDERSHIELD

UNDERSHIELDS

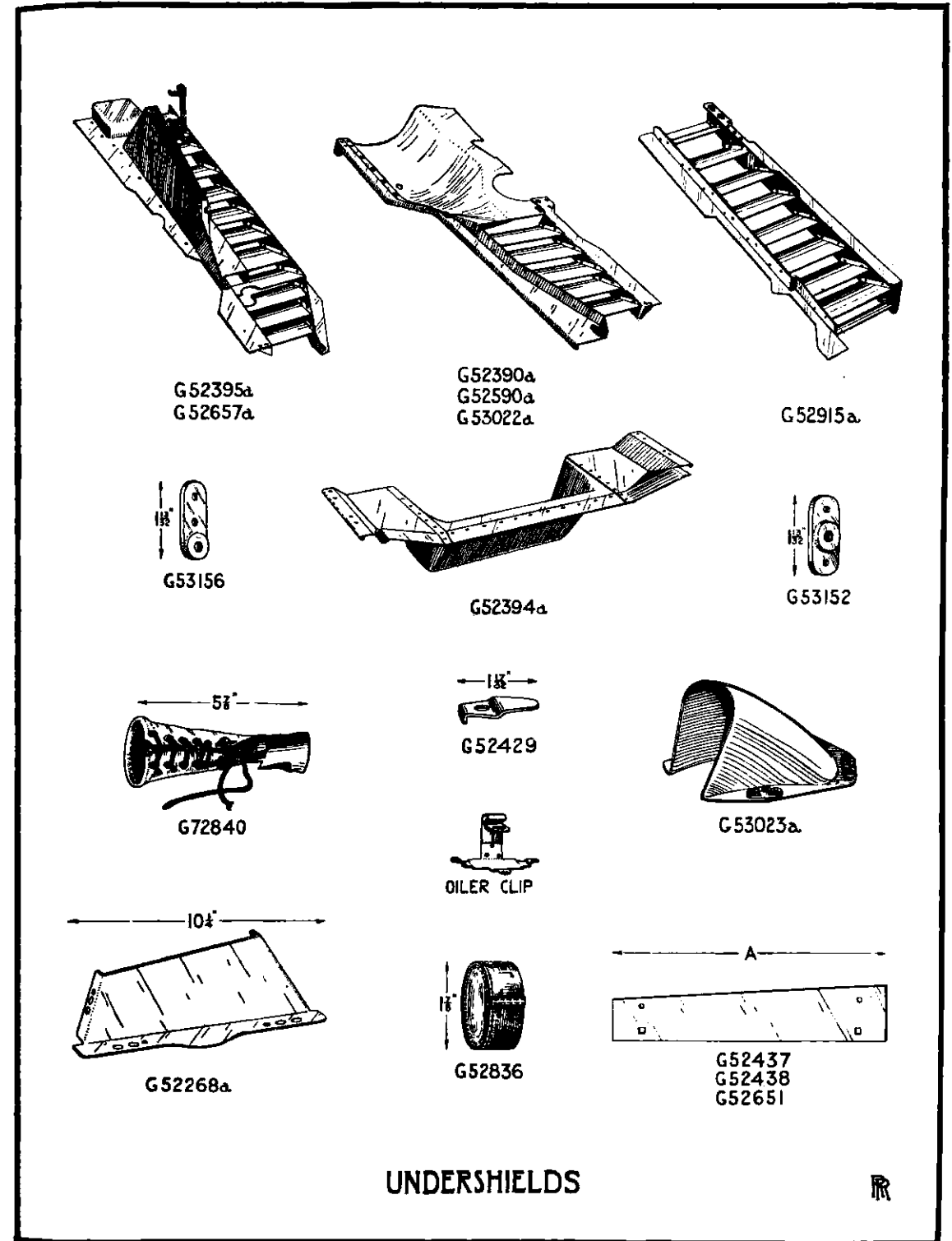
(Only used when Four-Speed Gear Box is fitted)

| DESCRIPTION | No. off | Piece No. | Code Word |
|--|---------|-------------|-----------|
| Clip for near side engine guard | 1 or 2 | G 52429 | Eatuboss |
| Clip. Oiler (used on part of Series H to Series K).. | 1 | Lucas No. 4 | Goginan |
| Cover for mudshield (used on part of Series F to part of Series J) | 1 | G 52268a | Eatubout |
| †Cover, Leather, for brake pull rope opening | 2 | G 72840 | Eatubude |
| ‡Cover, Leather, for brake pull rope opening | 2 | G 52836 | Eatubuff |
| Guard, Engine (front) | 1 | G 52394a | Eatubug |
| Guard, Engine (near side) (used on part of Series F) | 1 | G 52390a | Eatubuit |
| Guard, Engine (near side) (used on part of Series F to Series H) | 1 | G 52590a | Eatubukle |
| Guard, Engine (near side) (Series J and K) | 1 | G 53022a | Eatubully |
| Guard, Engine (off side) (used on part of Series F) | 1 | G 52395a | Eatubund |
| Guard, Engine (off side) (used on part of Series F to part of Series J) | 1 | G 52657a | Eatubust |
| Guard, Engine (off side) (used on part of Series J and on Series K) | 1 | G 52915a | Eatuburr |
| Mudshield for exhaust pipe (Series J and K).. | 1 | G 53023a | Eatucake |
| Piece, Securing, for screw, .036" thick | 6 | G 53152 | Eatucede |
| Piece, Securing, for thumbscrew (used on part of Series F to part of Series J) | 4 | G 53156 | Eatucist |
| Plate, Gearbox Undershield Supporting (near side) A = 15 7/16" | 1 | G 52437 | Eatucoat |
| Plate, Gearbox Undershield Supporting (off side) (used on part of Series F), A = 14 3/8" | 1 | G 52438 | Eatucute |
| Plate, Gearbox Undershield Supporting (off side) (used on part of Series F to part of Series J), A = 13 1/8" | 1 | G 52651 | Eatudam |
| Plate, Gearbox Undershield Supporting (off side) (used on part of Series J and on Series K), A = 15 7/16" | 1 | G 52437 | Eatucoat |

Please quote Chassis Number when ordering.

† Only required when four wheel brakes are fitted.

‡ Not required when four wheel brakes are fitted.



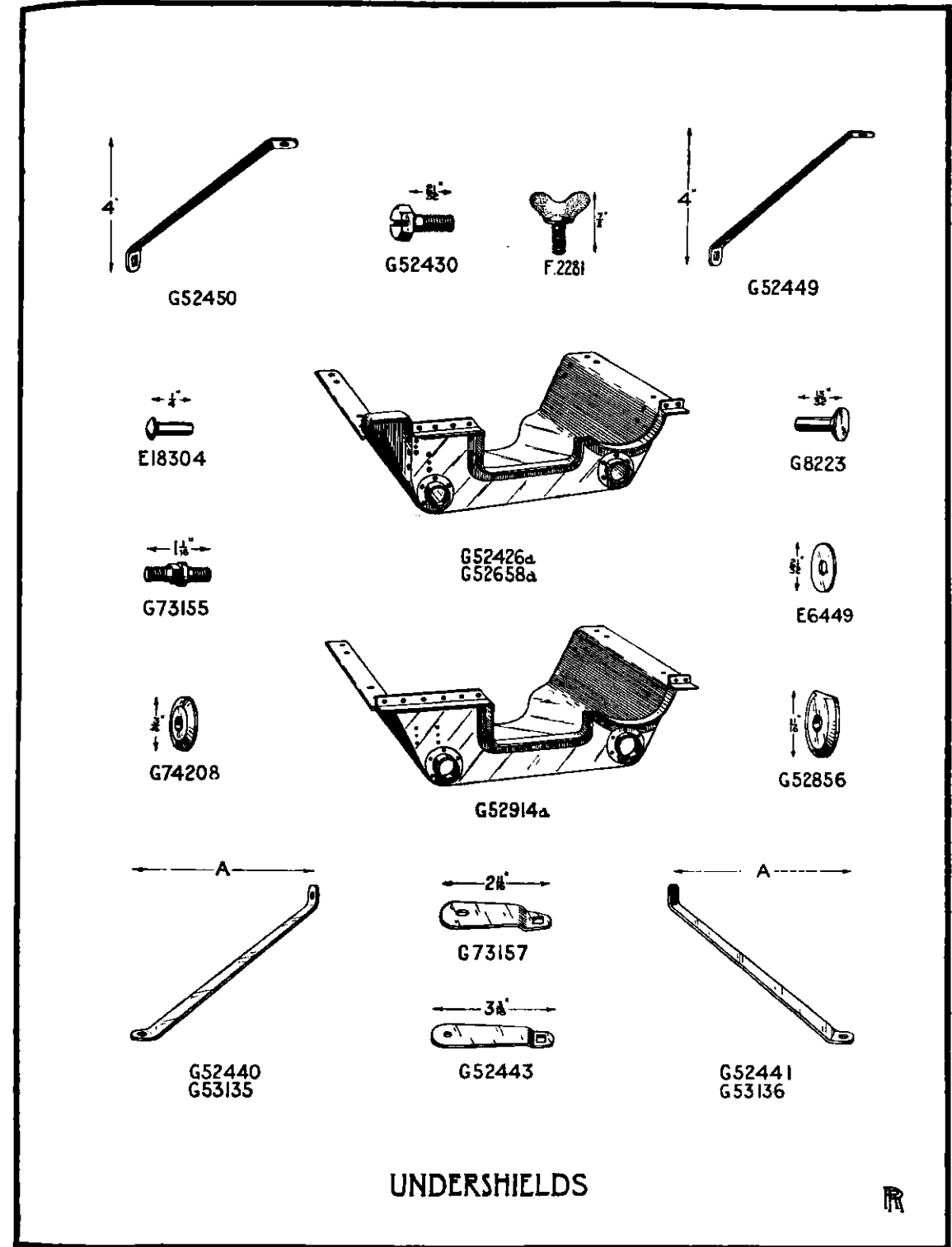
UNDERSHIELDS



UNDERSHIELDS—continued

| DESCRIPTION | No. off | Piece No. | Code Word |
|---|----------|-----------|-----------|
| Plate, Retaining, for gearbox undershield | 2 | G 73157 | Alstrom |
| Plate, Stiffening, for undershield support (" B " type steering) (used on part of Series F to part of Series J) . . | 1 | G 52443 | Eatude |
| Plate, Stiffening, for undershield support (" B " and " D " Type steering) (used on part of Series J and on Series K) | 1 | G 52443 | Eatude |
| Rivet for oiler clip (used on part of Series H and on Series J and K) | 7 | E 18304 | Eatuding |
| Rivet for securing pieces | 20 | G 8223 | Bodenham |
| Screw, Undershield Securing | 6 | G 52430 | Eatudoor |
| Stay, Front (near side), A=5.987" (used on part of Series F to Series J) | 1 | G 52441 | Eatudope |
| Stay, Front (near side), A=5.8875" (Series K) | 1 | G 53136 | Eatuduke |
| Stay, Front (off side), A=5.987" (used on part of Series F to Series J) | 1 | G 52440 | Eatuest |
| Stay, Front (off side), A=5.8875" (Series K) | 1 | G 53135 | Eatueve |
| Stay, Rear (near side) | 1 | G 52450 | Eatuface |
| Stay, Rear (off side), " D " type steering (used on part of Series F to part of Series J) | 1 | G 52449 | Eatufad |
| Stud for gearbox undershield stay | 4 | G 73155 | Eatufags |
| Thumbscrew for mudshield (used on part of Series F to part of Series J) | 4 | F 2281 | Dimple |
| Undershield, Gearbox (used on part of Series F) | 1 | G 52426a | Eatufait |
| Undershield, Gearbox (used on part of Series F to part of Series J) | 1 | G 52658a | Eatufakir |
| Undershield, Gearbox (used on part of Series J and on Series K) | 1 | G 52914a | Eatufall |
| Washer for engine guard retaining screw | 4 | G 52856 | Eatufand |
| Washer for retaining bolt | 11 or 12 | E 6449 | Eatufary |
| Washer for retaining bolt | 16 | G 74208 | Courthope |

Please quote Chassis Number when ordering.



FRAME, FITTINGS AND SPRINGS

The existing Catalogue is correct from Series A to K with the following revision:—

Add dimensions to the following parts:—

Stay, Front, for mudwing, F 51453, A=7 1/8"; F 51454, A=7 1/8"; F 52513, A=8 1/8"; F 52514, A=8 1/8".

F 51466/70 replaced by F 53148/52 *Roemaffot* (Series A and B).

F 52582/87 replaced by F 53136/41 *Roemafie* (on part of Series A to Series D).

F 52588/93 replaced by F 53142/7 *Roemafob* (on Series C to D).

E 11520, F 50051, F 50053, F 50054, F 50055a, F 50280/84, F 50669, F 50670, F 51460, F 51461, F 51757, F 51758 (used on part of Series A).

F 50170a, F 50606a, F 50926, F 51562, F 51570, F 51571, F 52216, F 52217, F 52448, F 52449, F 52740/48, F 52939, F 52944, F 52973, G 50541 (Series A to D).

F 50199, F 50689, F 50709, F 51710 (Series A to E).

F 51464, F 51483 (used on part of Series A to Series D).

E 4100, E 9490, F 10313, F 10314, F 50046, F 50048, F 50263a, F 50645, F 50647, F 51049, F 51595/6, F 51903/6, F 52211, F 52243, K 5812 (used on Series A to part of Series F).

F 51241, F 51242, F 51495, F 51991, F 51992, F 52213 (used on part of Series A to Series K).

F 51477, F 52214a, F 52215a (used on part of Series A to part of Series F).

E 50555, F 50405/9, F 50685a, F 51321, F 51453, F 51454, F 51527a, F 51528a (used on Series A to part of Series C).

F 51717, F 51718, F 51956 (used on Series A to part of Series D).

F 52441a, F 52515a, F 52600/5, F 52700 (used on part of Series C to Series K).

F 52513, F 52514 (used on part of Series C to Series G).

F 51451, F 51452 (Series A to G).

F 50841, F 52212 (Series A to F).

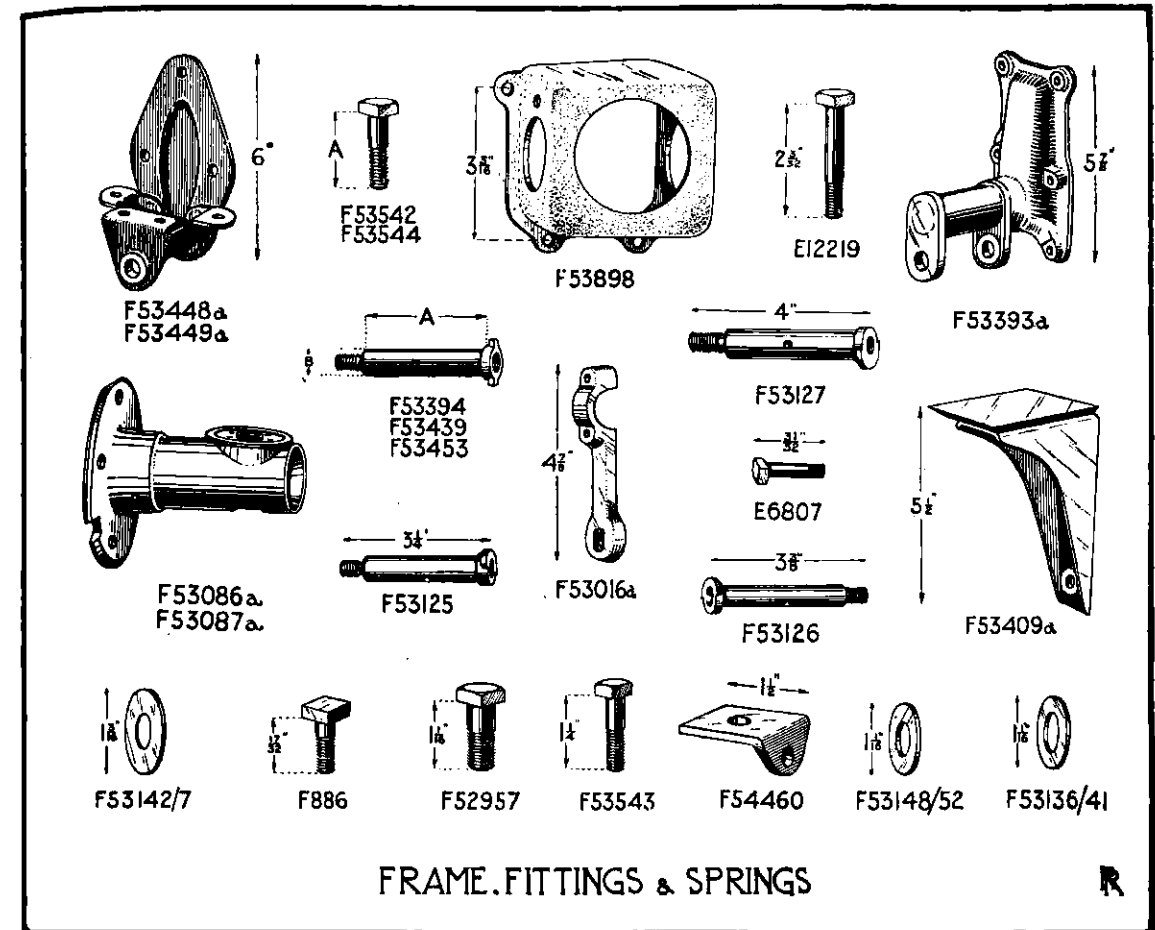
The following parts are used on part of Series F to Series K except where otherwise stated:—

| DESCRIPTION | No. off | Piece No. | Code Word |
|---|---------|-----------|-----------|
| Angle, Stiffener, for shock absorber (Series J and K) | 2 | F 54460 | Eatslung |
| Bearer Tube, Engine (rear) (off side) (Series E to K) | 1 | F 53086a | Eatsmeat |
| Bearer Tube, Engine (rear) (near side) (Series E to K) | 1 | F 53087a | Eatsmew |
| Bolt for front end of front spring, A=2 3/8"; B=9/16" | 4 | F 53439 | Eatsnever |
| Bolt for front rubber buffer (front end), A=1 1/4" (used on part of Series F to Series H) | 2 | F 53542 | Eatsoats |
| Bolt for front rubber buffer (rear end) (used on part of Series F to Series H) | 2 | F 53543 | Eatsobey |
| Bolt for front spring shackle covers | 2 | E 6807 | Archaic |
| Bolt for locking plates (used on part of Series J and on Series K) | 2 | F 886 | Betony |
| † Bolt for rear rubber buffer, A=1 1/2" | 4 | F 53544 | Eatsobret |
| ‡ Bolt for rear rubber buffer | 4 | E 12219 | Sundown |
| Bolt for rear end of front spring, A=2 3/8"; B=5/8" | 2 | F 53453 | Eatsoete |

Please quote Chassis Number when ordering.

† Not required on chassis destined for Italy, Spain, Portugal, Poland, Austria, Russia, South Africa, Egypt, and Malay States.

‡ Only required on chassis destined for Italy, Spain, Portugal, Poland, Austria, Russia, South Africa, Egypt and Malay States.



FRAME, FITTINGS & SPRINGS

| DESCRIPTION | No. off | Piece No. | Code Word |
|--|---------|-----------|-----------|
| Bolt for rear spring, A=3 1/2"; B=1 1/8" | 4 | F 53394 | Eatsoftit |
| Bolt for side spare wheel carrier (Series E to K) | 3 | F 52957 | Eatubiter |
| Bolt, Shackle, for front spring (front end) (used on Series E to part of Series F) | 2 | F 53125 | Eattuwon |
| Bolt, Shackle, for front spring (rear end) (used on Series E to part of Series F) | 4 | F 53126 | Eattuzoo |
| Bolt, Shackle, for rear springs (used on Series E to part of Series F) | 4 | F 53127 | Eattyak |
| Bracket, Anchor, for front spring (near side) | 1 | F 53449a | Eatsoker |
| Bracket, Anchor, for front spring (off side) | 1 | F 53448a | Eatsoled |
| Bracket, Anchor, for rear spring (front end) | 2 | F 53393a | Eatsome |
| Bracket for body (front off side) | 1 | F 53409a | Eatsonne |
| Bracket for steering box support (used on part of Series J and on Series K) | 1 | F 53898 | Eatsoppy |
| Bracket for tail lamp (Series E to K) | 1 | F 53016a | Eatsorts |

Please quote Chassis Number when ordering.

FRAME, FITTINGS AND SPRINGS—continued

| DESCRIPTION | No. off | Piece No. | Code Word |
|---|---------|-----------|-----------|
| Bracket for tail lamp | 1 | F 53500 | Eatsosse |
| Bracket for rear number plate (used on part of Series F to part of Series H) | 2 | F 51748 | Dunstan |
| Bracket for rear number plate (used on part of Series H to Series K) | 2 | F 54539 | Eatsuch |
| Buffer, Rubber (front) (used on part of Series F to Series H) | 2 | F 53342 | Eatsuds |
| Buffer, Rubber (front) (Series J and K) | 2 | F 54461 | Eatsuet |
| Bush for rear spring eyes | 4 | F 53132 | Eattasung |
| Bush for front spring (front eye), A = .721" (used on Series E to part of Series F) | 2 | F 53128 | Eattyew |
| Bush for front spring (front eye), A = .731" (used on Series E to part of Series F) | 2 | F 53129 | Eattying |
| Bush for front spring shackle (front end), A = .750"; B = .721" | 8 | F 53440 | Eattate |
| Bush for spring rear eye and link bracket, A = .659" (used on Series E to part of Series F) | 4 | F 53130 | Eattyite |
| Bush for front spring shackle (rear end), A = .775"; B = .775" | 4 | F 53454 | Eattaton |
| Cap for tail lamp bracket | 1 | F 53501 | Eattatus |
| Casing for front rubber buffer (Series J and K) | 2 | F 54462 | Eattaut |
| †† Clip for retaining front spring | 2 | F 53725 | Eattaue |
| ¶ Clip for retaining front spring | 4 | F 52918 | Ebafroth |
| †† Clip for retaining rear spring, A = 6.625" | 4 | F 55131 | Eatufunk |
| †† Clip for retaining rear spring, A = 6.8" | 4 | F 55132 | Eatufuor |
| †† Clip for retaining rear spring, A = 7" | 4 | F 55133 | Eatufurl |
| ¶§ Clip for tail lamp bracket | 1 | F 53017 | Eatteal |
| Cover, Front Spring Shackle (top half, front) (off side) | 1 | F 53481 | Eattent |
| Cover, Front Spring Shackle (top half, front) (near side) | 1 | F 53482 | Eatteop |
| Cover, Front Spring Shackle (bottom half) (off side) | 1 | F 53483 | Eattepte |
| Cover, Front Spring Shackle (bottom half) (near side) | 1 | F 53484 | Eatternie |
| Cover, Front Spring Shackle (top half, rear) (off side) | 1 | F 53485 | Eatteste |
| Cover, Front Spring Shackle (top half, rear) (near side) | 1 | F 53486 | Eattial |
| Cover for rear spring anchor bracket (bottom half) | 2 | F 53405 | Eattied |
| Cover for rear spring anchor bracket (top half) | 2 | F 53404 | Eattions |
| Cover, Leather, for front spring anchor bracket, A = 4" | 2 | F 53343 | Eattius |
| Cover, Leather, for rear spring anchor bracket, A = 4.375" | 2 | F 53421 | Eattoast |
| Crossmember for battery support (Series K) | 1 | F 54388a | Eattoet |
| Crossmember (4th) | 1 | F 53395a | Eattoil |
| Elbow for oil gun lubricator (front spring) | 2 | F 10597 | Camfield |
| Frame, complete | 1 | — | Roelevy |
| Head Lamp (not illustrated) | 2 | R.B. 65 | Eattombs |
| Nut for rear spring clip | 8 | E 21374 | Ebagrapes |
| Packing for front spring, .250" thick | 2 | F 53723a | Eattorut |
| Packing for front spring, .200" thick | 2 | F 53724a | Eattosaye |

Please quote Chassis Number when ordering.

|| Only required for continental chassis. ¶ To suit springs fitted.
 † Not required on chassis destined for Italy, Spain, Portugal, Poland, Austria, Russia, South Africa, Egypt, and Malay States.
 § Not required for continental chassis.

The technical drawings on page 54 illustrate the following components and their specifications:

- F 51748:** Bracket for rear number plate (Series H to K), height 5".
- F 54462:** Buffer, Rubber (front), length 5 1/2".
- F 10597:** Elbow for oil gun lubricator, length 1 1/2".
- F 53723a / F 53724a:** Packing for front spring, length 3 1/2".
- F 54539:** Bracket for rear number plate (Series F to H), height 5 1/2".
- F 53342:** Buffer, Rubber (front) (Series J and K), length 5 1/2".
- F 54461:** Bush for rear spring eyes, length 3 1/2".
- F 53128:** Bush for front spring (front eye), length 3 1/2".
- F 53129:** Bush for front spring (front eye), length 3 1/2".
- F 53440:** Bush for front spring shackle (front end), length 33 1/2".
- F 53130:** Bush for spring rear eye and link bracket, length 33 1/2".
- F 53454:** Bush for front spring shackle (rear end), length 33 1/2".
- F 53501:** Cap for tail lamp bracket, length 33 1/2".
- F 54462:** Casing for front rubber buffer, length 33 1/2".
- F 53725:** Clip for retaining front spring, length 33 1/2".
- F 52918:** Clip for retaining front spring, length 33 1/2".
- F 55131:** Clip for retaining rear spring, length 33 1/2".
- F 55132:** Clip for retaining rear spring, length 33 1/2".
- F 55133:** Clip for retaining rear spring, length 33 1/2".
- F 53017:** Clip for tail lamp bracket, length 33 1/2".
- F 53481-53486:** Covers for front spring shackles, various dimensions.
- F 53405:** Cover for rear spring anchor bracket (bottom half), length 33 1/2".
- F 53404:** Cover for rear spring anchor bracket (top half), length 33 1/2".
- F 53343:** Cover, Leather, for front spring anchor bracket, length 33 1/2".
- F 53421:** Cover, Leather, for rear spring anchor bracket, length 33 1/2".
- F 54388a:** Crossmember for battery support, length 33 1/2".
- F 53395a:** Crossmember (4th), length 33 1/2".
- F 10597:** Elbow for oil gun lubricator, length 33 1/2".
- R.B. 65:** Head Lamp, length 33 1/2".
- E 21374:** Nut for rear spring clip, length 33 1/2".
- F 53723a:** Packing for front spring, length 33 1/2".
- F 53724a:** Packing for front spring, length 33 1/2".

The main drawing shows the **FRAME** assembly with various fittings and springs. Dimensions for the frame include a width of 2 1/2" and a height of 4 1/2". Other frame components shown include F 55131/3, F 53017, E 21374, F 53500, F 53132, F 52918, F 53440, F 53454, F 53481, F 53482, F 53483, F 53484, F 53485, F 53486, F 53405, F 53404, F 53343, F 53421, F 54388a, F 53395a, F 10597, R.B. 65, E 21374, F 53723a, F 53724a, F 53481, F 53482, F 53483, F 53484, F 53485, F 53486, F 53421, F 53343, F 53404, F 53405, F 53404, F 53405, F 53404, F 53405.

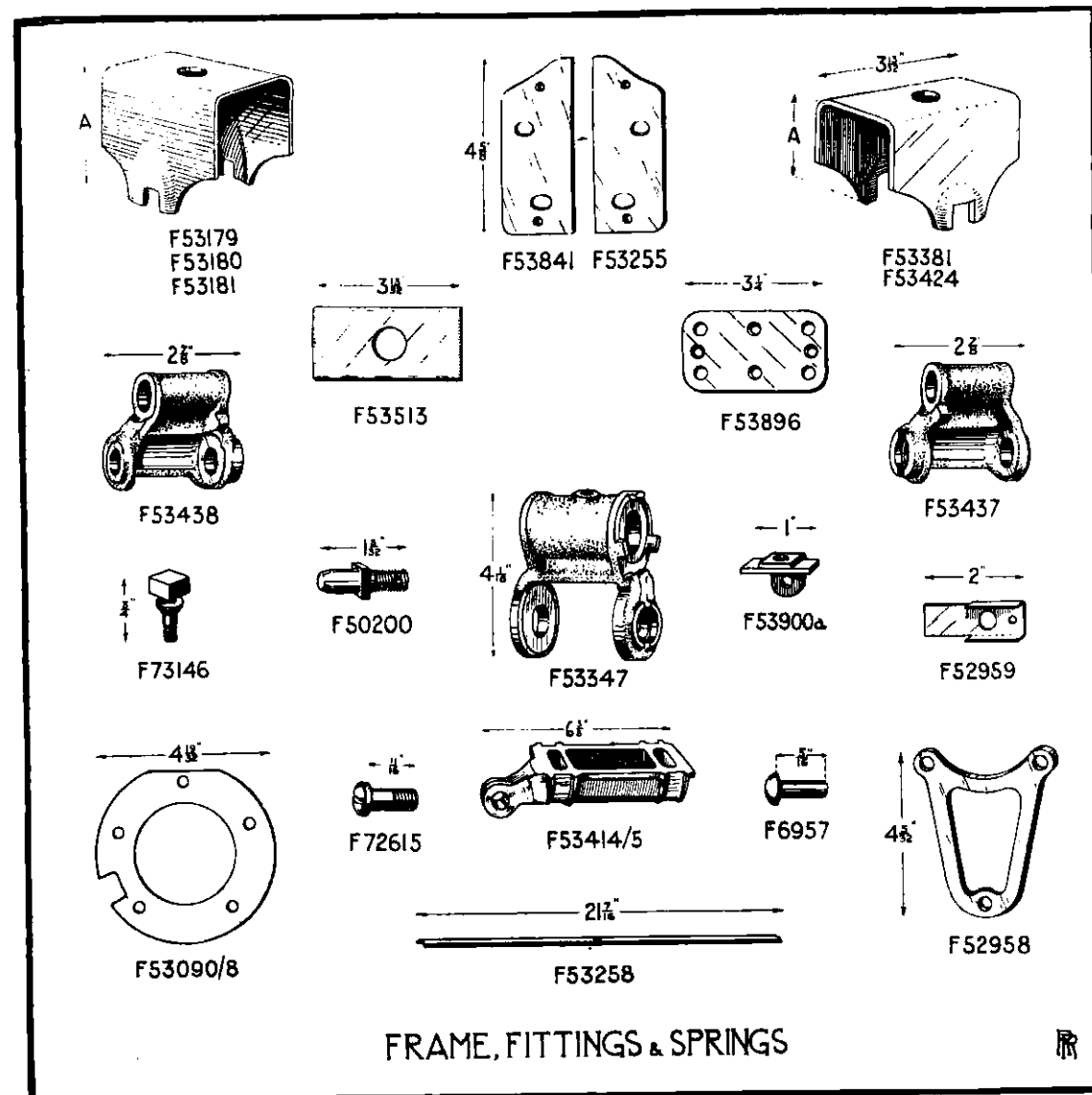
FRAME, FITTINGS & SPRINGS

FRAME, FITTINGS AND SPRINGS—continued

| DESCRIPTION | No. on | Piece No. | Code Word |
|---|--------|-----------|-----------|
| Packing, Rubber, for radiator (Series F to K) | 1 | F 53258 | Eattoserf |
| **Piece, Distance, for side spare wheel carrier bolts (Series E to K) | 1 | F 52958 | Eattosift |
| □ Piece, Locating, for front spring, A=2.5" | 2 | F 53381 | Eattosine |
| □ Piece, Locating, for front spring, A=2.275" | 2 | F 53424 | Eattosoot |
| *Piece, Packing, for rear engine suspension tube, .128" thick (10 S.W.G.) (Series E to K) | 2 | F 53090 | Eattospan |
| *Piece, Packing, for rear engine suspension tube, .104" thick (12 S.W.G.) (Series E to K) | 2 | F 53091 | Eattossil |
| *Piece, Packing, for rear engine suspension tube, .092" thick (13 S.W.G.) (Series E to K) | 2 | F 53092 | Eattoster |
| *Piece, Packing, for rear engine suspension tube, .080" thick (14 S.W.G.) (Series E to K) | 2 | F 53093 | Eattosude |
| *Piece, Packing, for rear engine suspension tube, .072" thick (15 S.W.G.) (Series E to K) | 2 | F 53094 | Eattotab |
| *Piece, Packing, for rear engine suspension tube, .064" thick (16 S.W.G.) (Series E to K) | 2 | F 53095 | Eattotart |
| *Piece, Packing, for rear engine suspension tube, .056" thick (17 S.W.G.) (Series E to K) | 2 | F 53096 | Eattoten |
| *Piece, Packing, for rear engine suspension tube, .048" thick (18 S.W.G.) (Series E to K) | 2 | F 53097 | Eattoth |
| *Piece, Packing, for rear engine suspension tube, .036" thick (20 S.W.G.) (Series E to K) | 2 | F 53098 | Eattothy |
| Piece, Packing, for radiator (near side) (Series F to K) | 2 | F 53255 | Eattotid |
| Piece, Packing, for radiator (off side) (Series F to K) | 1 | F 53841 | Eattuover |
| Pin, Locating, for radiator (Series F to K) | 1 | F 50200 | Eattotore |
| Plate, Backing, for locating piece (front spring) | 2 | F 53513 | Eattotost |
| Plate for rear spring clips (off side) | 1 | F 53414 | Eattotray |
| Plate for rear spring clips (near side) | 1 | F 53415 | Eattotun |
| Plate, Locking, for bolts of side spare wheel carrier (Series E to K) | 3 | F 52959 | Eattotuic |
| Plate, Locking, for steering box support bolts (used on part of Series J and on Series K) | 2 | F 53900a | Eattotups |
| Piece, Locating, for front spring (used on Series A to part of Series F), A=2.55" | 2 | F 53180 | Eatufube |
| Piece, Locating, for front spring, A=2.45" (used on Series A to part of Series F) | 2 | F 53181 | Eatufudar |
| Plate, Packing, for steering box (used on part of Series J and on Series K) | 1 | F 53896 | Eattotyne |

Please quote Chassis Number when ordering.

** Not required when side spare wheel carrier is fitted.
* Alternatives.



FRAME, FITTINGS & SPRINGS

| DESCRIPTION | No. on | Piece No. | Code Word |
|---|--------|-----------|-----------|
| Piece, Locating, for front spring, A=2.7" (used on Series C to part of Series F) | 2 | F 53179 | Eatufudle |
| Rivet, Securing Locking Plate, for side spare wheel carrier bolts | 3 | F 6957 | Halltoft |
| Screw for steering box bracket packing (used on part of Series J and on Series K) | 4 | F 73146 | Blackley |
| Screw, Retaining, for wing lamp (Series F to K) | 4 | F 72615 | Eattoukt |
| Shackle, Front Spring (off side) | 1 | F 53437 | Eattouler |
| Shackle, Front Spring (near side) | 1 | F 53438 | Eattoumb |
| Shackle, Rear Spring (Series G to K) | 2 | F 53347 | Eattoupte |

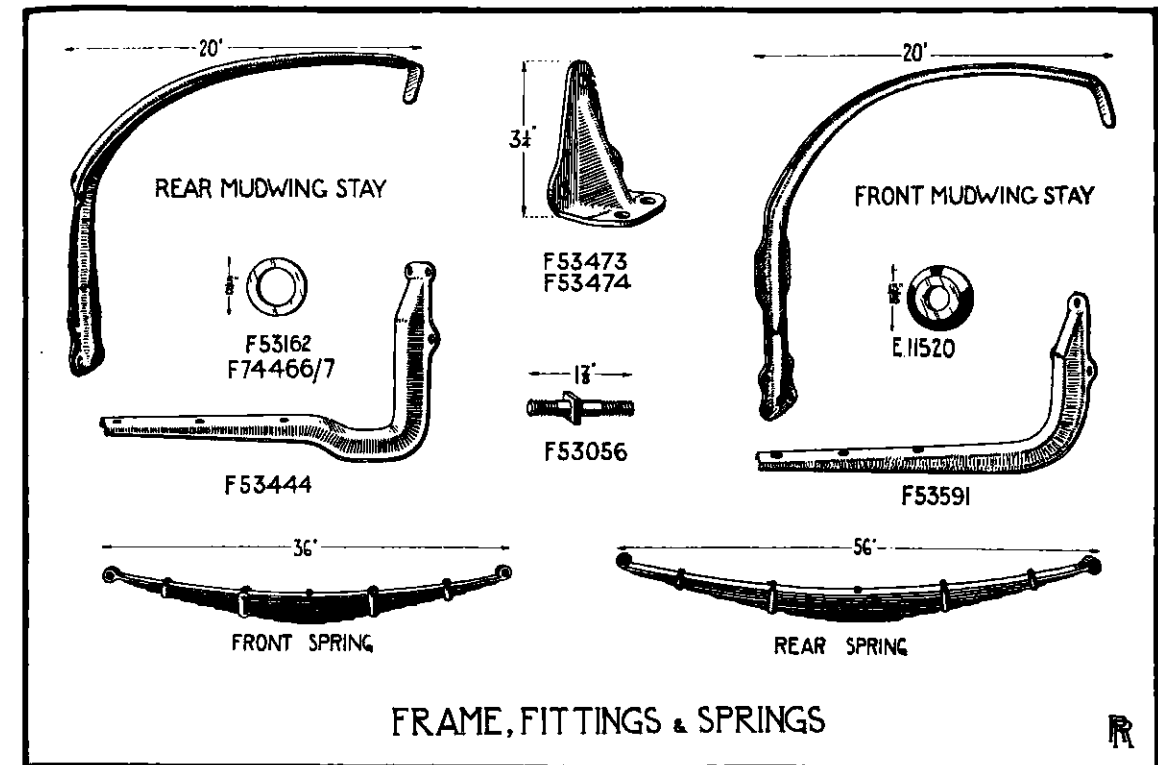
Please quote Chassis Number when ordering.

FRAME, FITTINGS AND SPRINGS—continued

| DESCRIPTION | No. off | Piece No. | Code Word |
|--|---------|-----------|------------|
| ††Spring, Front | 2 | F 53040 | Eattycle |
| ††Spring, Front | 2 | F 53041 | Eattiyund |
| ††Spring, Front | 2 | F 53042 | Eattiyup |
| ††Spring, Front | 2 | F 53043 | Eattiyurt |
| ††Spring, Front | 2 | F 53044 | Eattiyussy |
| ††Spring, Front (used on Series C to part of Series F) .. . | 2 | F 53164 | Eatufsoul |
| ††Spring, Front | 2 | F 53165 | Eatufsue |
| ††Spring, Front | 2 | F 53166 | Eatuftar |
| ††Spring, Front | 2 | F 53167 | Eatuftent |
| ††Spring, Front | 2 | F 53168 | Eatuftip |
| ††Spring, Front | 2 | F 53584 | Eattours |
| ††Spring, Front | 2 | F 53585 | Eattout |
| ††Spring, Front | 2 | F 53586 | Eattouvre |
| ††Spring, Front | 2 | F 53587 | Eattovale |
| ††Spring, Front | 2 | F 53588 | Eattovat |
| ††Spring, Rear | 2 | F 53684 | Eattover |
| ††Spring, Rear | 2 | F 53105 | Eattovine |
| ††Spring, Rear | 2 | F 53106 | Eattovote |
| ††Spring, Rear | 2 | F 53107 | Eattovour |
| ††Spring, Rear | 2 | F 53108 | Eattovows |
| ††Spring, Rear | 2 | F 53109 | Eattovox |
| ††Spring, Rear | 2 | F 53170 | Eattovoye |
| ††Spring, Rear | 2 | F 53171 | Eattoway |
| ††Spring, Rear | 2 | F 53172 | Eattowed |
| ††Spring, Rear | 2 | F 53173 | Eattowit |
| ††Spring, Rear (Series C to K) .. . | 2 | F 53174 | Eattowke |
| ††Spring, Rear | 2 | F 50346 | Eattowlle |
| ††Spring, Rear | 2 | F 53047 | Eattowns |
| ††Spring, Rear | 2 | F 53048 | Eattowper |
| ††Spring, Rear | 2 | F 53049 | Eattowray |
| Stay, Front, for front mudwing (near side) (Series H to K) | 1 | F 53759a | Eattowsen |
| Stay, Front, for front mudwing (off side) (Series H to K) .. | 1 | F 53758a | Eattoy |

Please quote Chassis Number when ordering.

†† The springs fitted to each chassis are chosen to suit load carried.



FRAME, FITTINGS & SPRINGS

| DESCRIPTION | No. off | Piece No. | Code Word |
|--|---------|-----------|-----------|
| Stay, Rear, for front mudwing (near side) (Series H) .. . | 1 | F 53757a | Eattoyan |
| Stay, Rear, for front mudwing (off side) (Series H) .. . | 1 | F 53756a | Eattoybe |
| Stay, Rear, for front mudwing (near side) (Series J and K) | 1 | F 54518a | Eattoyche |
| Stay, Rear, for front mudwing (off side) (Series J and K) .. | 1 | F 54517a | Eattoydle |
| Step Iron Centre .. . | 2 | F 53591 | Eattoyene |
| Step Iron Rear .. . | 2 | F 53444 | Eattoyful |
| Stiffener for front spring anchor bracket (near side) .. . | 1 | F 53474 | Eattoygry |
| Stiffener for front spring anchor bracket (off side) .. . | 1 | F 53473 | Eattoyjie |
| Stud for 5th crossmember (used on Series A to part of Series F) .. . | 2 | F 53056 | Roelex |
| Tail Lamp (not illustrated) .. . | 1 | B 2 11 S | Eattoypor |
| Washer for front spring shackle pin .. . | 6 | E 11520 | Hipgout |
| *Washer for lubricator elbow, .036" thick (20 S.W.G.) .. . | 1 | F 53162 | Disblair |
| *Washer for lubricator elbow, .048" thick (18 S.W.G.) .. . | 4 | F 74466 | Cammell |
| *Washer for lubricator elbow, .064" thick (16 S.W.G.) .. . | 4 | E 74467 | Cammeyer |

Please quote Chassis Number when ordering.

* Alternatives.

FRAME, FITTINGS AND SPRINGS—continued

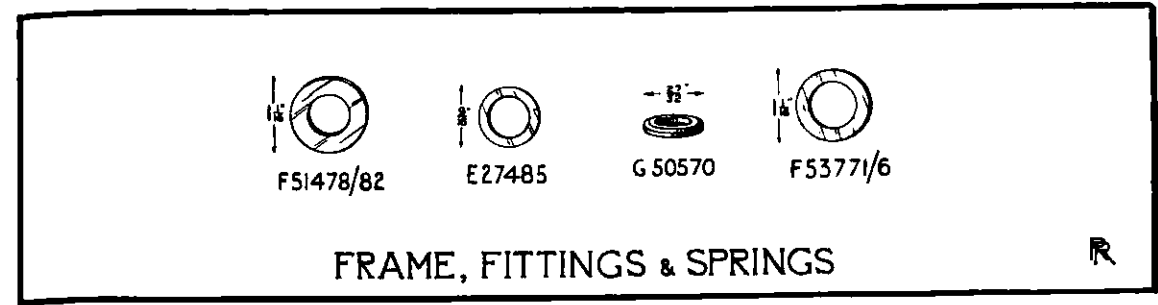
| DESCRIPTION | No. off | Piece No. | Code Word |
|--|---------|-----------|-----------|
| Washer for lubricator on spring shackles | 12 | E 27485 | Eatuquire |
| *Washer, Wearing, for front eye of front spring, .050" thick | 8 | F 51478 | Eattook |
| *Washer, Wearing, for front eye of front spring, .055" thick | 8 | F 51479 | Eattoper |
| *Washer, Wearing, for front eye of front spring, .060" thick | 8 | F 51480 | Eattorip |
| *Washer, Wearing, for front eye of front spring, .065" thick | 8 | F 51481 | Eattorood |
| *Washer, Wearing, for front eye of front spring, .070" thick | 8 | F 51482 | Eattorope |
| †Washer, Wearing, for rear eye of front spring, .050" thick | 4 | F 53771 | Eattoyra |
| †Washer, Wearing, for rear eye of front spring, .055" thick | 4 | F 53772 | Eattoyset |
| †Washer, Wearing, for rear eye of front spring, .060" thick | 4 | F 53773 | Eattoyum |
| †Washer, Wearing, for rear eye of front spring, .065" thick | 4 | F 53774 | Eattoywy |
| †Washer, Wearing, for rear eye of front spring, .070" thick | 4 | F 53775 | Eattual |
| †Washer, Wearing, for rear eye of front spring, .075" thick | 4 | F 53776 | Eattubes |
| Washer for front shackle of rear spring | 2 | G 50570 | Ibstock |
| Washer for rear shackle of rear spring (Series G to K) | 2 | G 50570 | Ibstock |
| ‡Wing, Lamp (not illustrated) | 2 | R 241 | Roemacer |
| ‡Wing, Lamp (not illustrated) | 2 | R 440 | Eattuch |

FRAME TIES
(Series F to K)

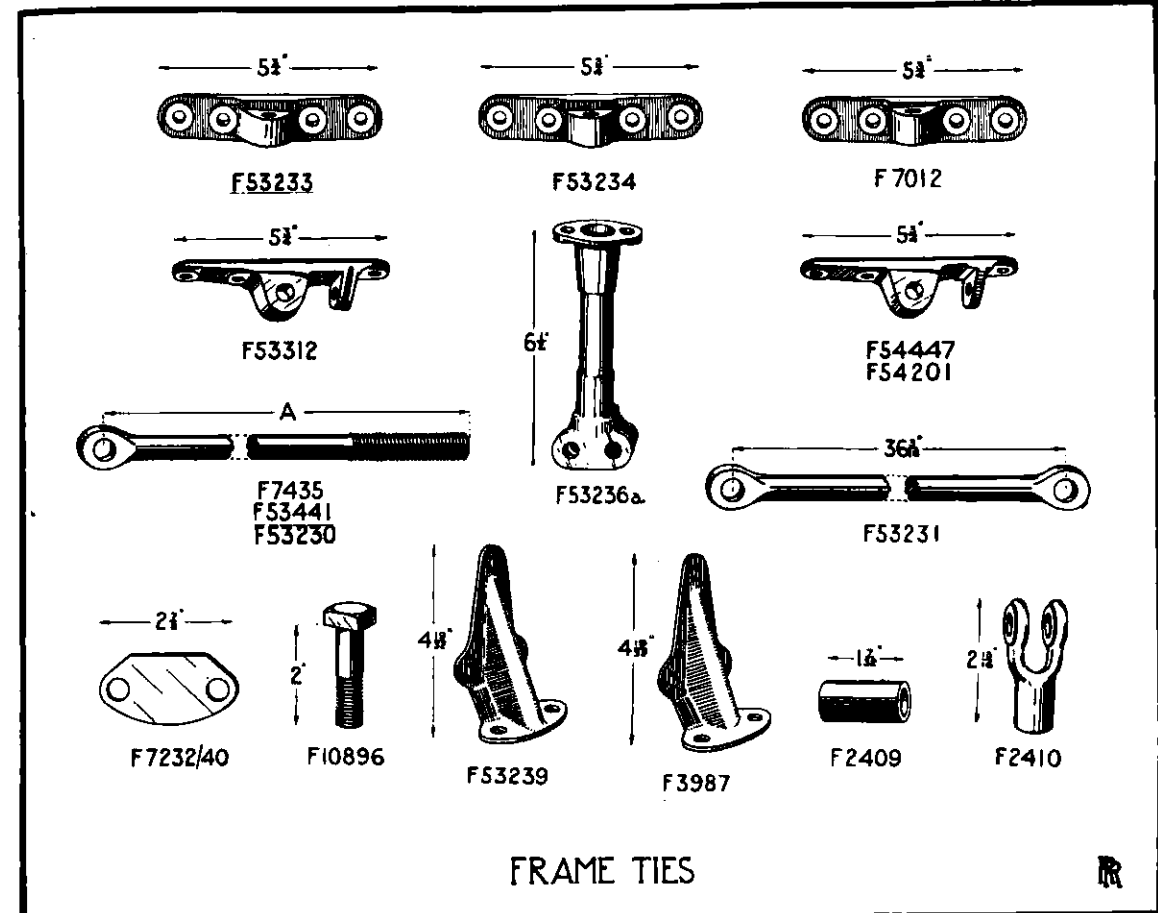
| DESCRIPTION | No. off | Piece No. | Code Word |
|---|---------|-----------|-----------|
| Bolt for tie rod jaws | 4 | F 10896 | Bernhard |
| Bracket for tie rod (front) (near side) | 1 | F 53233 | Eatsoten |
| Bracket for tie rod (front) (off side) | 1 | F 53234 | Eatsouth |
| Bracket for tie rod (rear) (near side) | 1 | F 7012 | Alomancy |
| Bracket for tie rod (rear) (off side) (Series F to H) | 1 | F 53312 | Eatsoven |
| Bracket for tie rod (rear) (off side) (Series J) | 1 | F 54201 | Eatsown |
| Bracket for tie rod (rear) (off side) (Series K) | 1 | F 54447 | Eatsoyze |
| Bracket, Support, for tie rod | 4 | F 53236a | Eatsubber |
| Bush for tie rod fork | 8 | F 2409 | Observer |
| Jaw for tie rods | 4 | F 2410 | Nectared |
| □ Piece, Packing, for frame stiffener, .028" thick (22 S.W.G.) | 4 | F 7232 | Anarchic |
| □ Piece, Packing, for frame stiffener, .048" thick (18 S.W.G.) | 4 | F 7233 | Anastatic |
| □ Piece, Packing, for frame stiffener, .064" thick (16 S.W.G.) | 4 | F 7234 | Anathema |
| □ Piece, Packing, for frame stiffener, .080" thick (14 S.W.G.) | 4 | F 7235 | Anchilops |
| □ Piece, Packing, for frame stiffener, .092" thick (13 S.W.G.) | 4 | F 7236 | Anchorage |
| □ Piece, Packing, for frame stiffener, .116" thick (11 S.W.G.) | 4 | F 7237 | Anchorice |
| □ Piece, Packing, for frame stiffener, .128" thick (10 S.W.G.) | 4 | F 7238 | Anciently |
| □ Piece, Packing, for frame stiffener, .144" thick (9 S.W.G.) | 4 | F 7239 | Ancillary |
| □ Piece, Packing, for frame stiffener, .160" thick (8 S.W.G.) | 4 | F 7240 | Ancipital |

Please quote Chassis Number when ordering.

* † ‡ □ Alternatives.



FRAME, FITTINGS & SPRINGS



FRAME TIES



| DESCRIPTION | No. off | Piece No. | Code Word |
|---|---------|-----------|-----------|
| Rod, Tie (centre) | 2 | F 53231 | Eattouane |
| Rod, Tie (front) A = 30 1/8" (used on part of Series F) | 2 | F 53230 | Eattouch |
| Rod, Tie (front), A = 27 1/8" | 2 | F 53441 | Eattouby |
| Rod, Tie (rear), A = 16 1/8" | 2 | F 7435 | Angellike |
| Stiffener, Frame, for tie rod support | 2 | F 3987 | Nazarite |
| Stiffener, Frame, for tie rod support | 2 | F 53239 | Eattoynt |

Please quote Chassis Number when ordering.

INSTRUMENT BOARD

The existing Catalogue is correct from Series A to part of Series J with the following revision :—

- F 7308 (used on part of Series A).
- F 8178, F 10082 (used on Series A to part of Series C).
- F 51184a, F 51185a (Series A to D).
- F 7465 (used on Series A to part of Series E).
- F 52121 (used on part of Series A to part of Series E).
- F 51642, F 51775 (Series A to E).
- F 513, F 51965 (used on part of Series A to Series F).

The following parts are used on Series A to part of Series F :—

- F 51949, F 52207, F 52284, F 52288, F 52683, F 52687.

| DESCRIPTION | No. off | Piece No. | Code Word |
|--|---------|-----------|-----------|
| Drive, Flexible (.500" dia. drive), for A.T. Speedometer .. | 1 | F 51950 | Eavpatake |
| ‡Speedometer, A.T. (.500" dia. drive) (English) (black finish) | 1 | F 53509 | Eavpaul |
| ‡Speedometer, A.T. (.500" dia. drive) (English) (nickel finish) | 1 | F 53510 | Eavpauper |
| ‡Speedometer, A.T. (.500" dia. drive) (English) (nickel casing), black scale plate, luminous figures and pointer | 1 | F 53511 | Eavpave |

- F 51966, F 52286 (used on part of Series C to part of Series J).
- F 52285, F 52287, F 52289 (used on part of Series A to part of Series J).

The following parts are used from part of Series F to part of Series J :—

| DESCRIPTION | No. off | Piece No. | Code Word |
|---|---------|-----------|-----------|
| Drive, Flexible (.406" dia.), for A.T. Speedometer (" D " type steering) | 1 | F 53854 | Eavpatar |
| Drive, Flexible, for A.T. Speedometer (" D " type steering) | 1 | F 54523 | Eavpated |
| Speedometer, A.T. (.406" dia. drive) (English) (nickel finish) | 1 | F 53845 | Eavpea |
| Speedometer, A.T. (.406" dia. drive) (English) (nickel casing, black scale plate, luminous figures and pointer) | 1 | F 53846 | Eavpeace |
| Speedometer, A.T. (.406" dia. drive) (English) (black finish) | 1 | F 53850 | Eavpeals |
| Speedometer, A.T. (.406" dia. drive) (English) (nickel finish) | 1 | F 53851 | Eavpebble |
| Speedometer, A.T. (.406" dia. drive) (English) (nickel casing, black scale plate, luminous figures and pointer) | 1 | F 53582 | Eavpeck |
| Speedometer, A.T. (English) (black finish) | 1 | F 54585 | Eavpeckam |
| Speedometer, A.T. (English) (black with luminous figures and pointer) | 1 | F 54586 | Eavpedlar |
| Speedometer, A.T. (English) (black finish) | 1 | F 54589 | Eavpeel |
| Speedometer, A.T. (English) (black with luminous figures and pointer) | 1 | F 54590 | Eavpelt |
| Speedometer, A.T. (.406" dia. drive) (French) (black finish) | 1 | F 53847 | Eavpence |
| Speedometer, A.T. (.406" dia. drive) (French) (nickel finish) | 1 | F 53848 | Eavpepper |
| Speedometer, A.T. (.406" dia. drive) (French) (nickel casing, black scale plate, luminous figures and pointer) | 1 | F 53849 | Eavpeps |
| Speedometer, A.T. (.406" dia. drive) (French) (black finish) | 1 | F 54231 | Eavperson |
| Speedometer, A.T. (.406" dia. drive) (French) (nickel finish) | 1 | F 54232 | Eavpest |
| Speedometer, A.T. (.406" dia. drive) (French) (nickel casing, black scale plate, luminous figures and pointer) | 1 | F 54233 | Eavpetard |

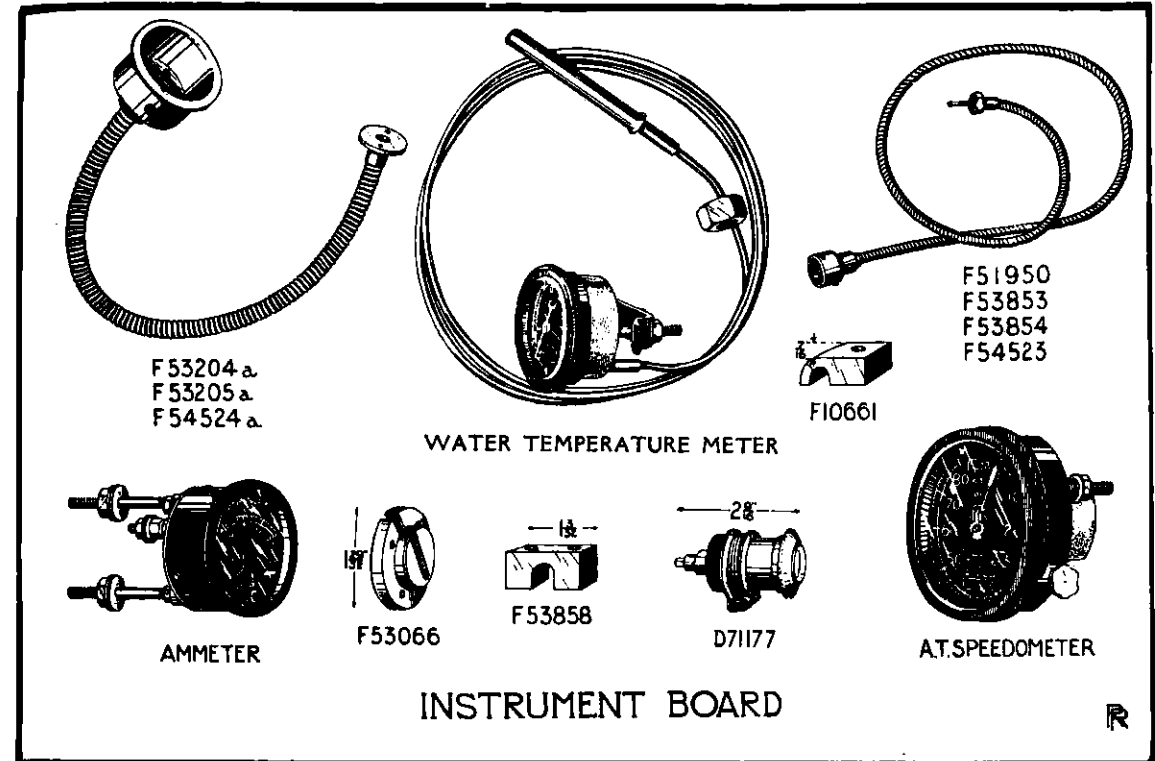
The following parts are used from Series E to K except where otherwise stated :—

| | | | |
|---|---|---------|-----------|
| Ammeter, Elliott (black finish) (used on part of Series J and on Series K) .. | 1 | F 54534 | Eavpatail |
|---|---|---------|-----------|

Please quote Chassis Number when ordering.

‡ With trip recorder.

† Not required when well-base rims are fitted.



| DESCRIPTION | No. off | Piece No. | Code Word |
|--|---------|-----------|-----------|
| Clip for speedometer flexible drive (used on part of Series F to part of Series K) .. | 1 | F 53858 | Eavpatag |
| Clip for oil gauge pipe (Series G to K) .. | 2 | F 10661 | Neycroft |
| Drive, Flexible, for A.T. Speedometer (" B " type steering) (used on part of Series F to Series K) .. | 1 | F 53853 | Eavpatask |
| Lamp, Warning, for water temperature (used on part of Series K) .. | 1 | D 71177 | Eavpath |
| Meter, Water Temperature (black finish) (used on part of Series K) .. | 1 | F 75756 | Eavpatsy |
| Shield for thermometer tube (used on part of Series E to Series K) .. | 1 | F 53066 | Eavpatter |
| ‡Speedometer, A.T. (French) (black finish) .. | 1 | F 54593 | Eavpetal |
| ‡Speedometer, A.T. (French) (black with luminous figures and pointer) .. | 1 | F 54594 | Eavpeter |
| *‡Speedometer, A.T. (French) (black finish) .. | 1 | F 54597 | Eavpetrol |
| *‡Speedometer, A.T. (French) (black with luminous figures and pointer) .. | 1 | F 54598 | Eavpew |
| Switch, Rectangular Dimmer (not illustrated) .. | 1 | — | Eavpewter |
| Tube, Flexible, for ammeter cables (" B " type steering) (used on Series E to K) .. | 1 | F 53204a | Eavpick |
| Tube, Flexible, for ammeter cables (" D " type steering) (used on part of Series J and on Series K) .. | 1 | F 54524a | Eavpiece |
| Tube, Flexible, for ammeter cables (" D " type steering) (used on Series E to part of Series J) .. | 1 | F 53205a | Eavpiffle |

Please quote Chassis Number when ordering.

‡ With trip recorder.

† Only required when well-base rims are fitted.

* Without trip recorder.

DASH AND FOOTBOARDS

The existing Catalogue is correct from Series A to part of Series F with the following revision :—

OF 51243, F 51354 °

F 51310, F 51311, F 51312, F 51313, F 51315, F 51316, F 51601, F 51763 only supplied as a unit F 51243 *Roelathe*.

F 51091 replaced by F 8052 *Component* F 51750a replaced by F 54218a *Ebafuel*

F 51760a replaced by F 54217a, A=3 3/8" *Ebafry*

F 51614 ("D" type steering), replaced by F 53830 (Upper Half), *Ebagiddy*
F 53831 (Lower Half), *Ebagear*

F 51027a, F 51289a, F 51487 (used on part of Series A).

F 51604, F 51605, F 51703a, F 51704a F 51751a, F 51752a, F 51762a, (Series A to C).

F 51028a, F 51288a, F 51835a, F 51836a (used on part of Series A to Series F).

F 52790, F 52791, F 52792a, F 52793a, F 52794a (used on Series D to part of Series F).

F 52856a, F 52857a (used on Series D to part of Series J).

The following parts are used on part of Series F :—

| DESCRIPTION | No. off | Piece No. | Code Word |
|--|---------|-----------|-----------|
| Floorboard, Front, A=8.925" ("D" type steering) | 1 | F 53457a | Ebafrock |
| Floorboard, Front, A=7.575" ("B" type steering) | 1 | F 53456a | Ebafried |
| Footboard, Inclined, Loose, A=8.125" ("B" type steering) | 1 | F 53455a | Ebagally |
| Floorboard, Front, A=9.425" ("D" type steering) (used on part of Series F to part of Series J).. .. | 1 | F 53753a | Ebafrog |
| Footboard, Inclined, Loose, A=7.6" ("D" type steering) (used on part of Series F to part of Series J) | 1 | F 53751a | Ebagang |
| Floorboard, Front, A=8.475" ("B" type steering) (used on part of Series F to part of Series K) | 1 | F 53752a | Ebafringe |

The following parts are used on part of Series F to Series K :—

| | | | |
|--|---|----------|-----------|
| Angle, Supporting, for loose footboard (near side) | 1 | F 53371 | Ebafrow |
| Angle, Supporting, for loose footboard (off side) | 1 | F 53370 | Ebafom |
| Floorboard, Rear | 1 | F 53760 | Ebafrugal |
| Footboard, Inclined, Loose, A=6.975" ("B" type steering) | 1 | F 53750a | Ebagame |
| Plate, Pedal Gap (lower half) ("B" type steering) | 1 | F 53373 | Ebagauge |
| Plate, Pedal Gap (upper half) ("B" type steering) | 1 | F 53372 | Ebageyser |

The following parts are used on Series G to K :—

| | | | |
|---|---|----------|---------|
| Bracket for dashboard ("B" type steering) (off side) | 1 | F 53492a | Ebafoes |
| Bracket for dashboard ("B" type steering) (near side) | 1 | F 53493a | Ebafog |

°Eye for radiator stay (used on part of Series H to Series K) 1 F 54130 Ebafrench

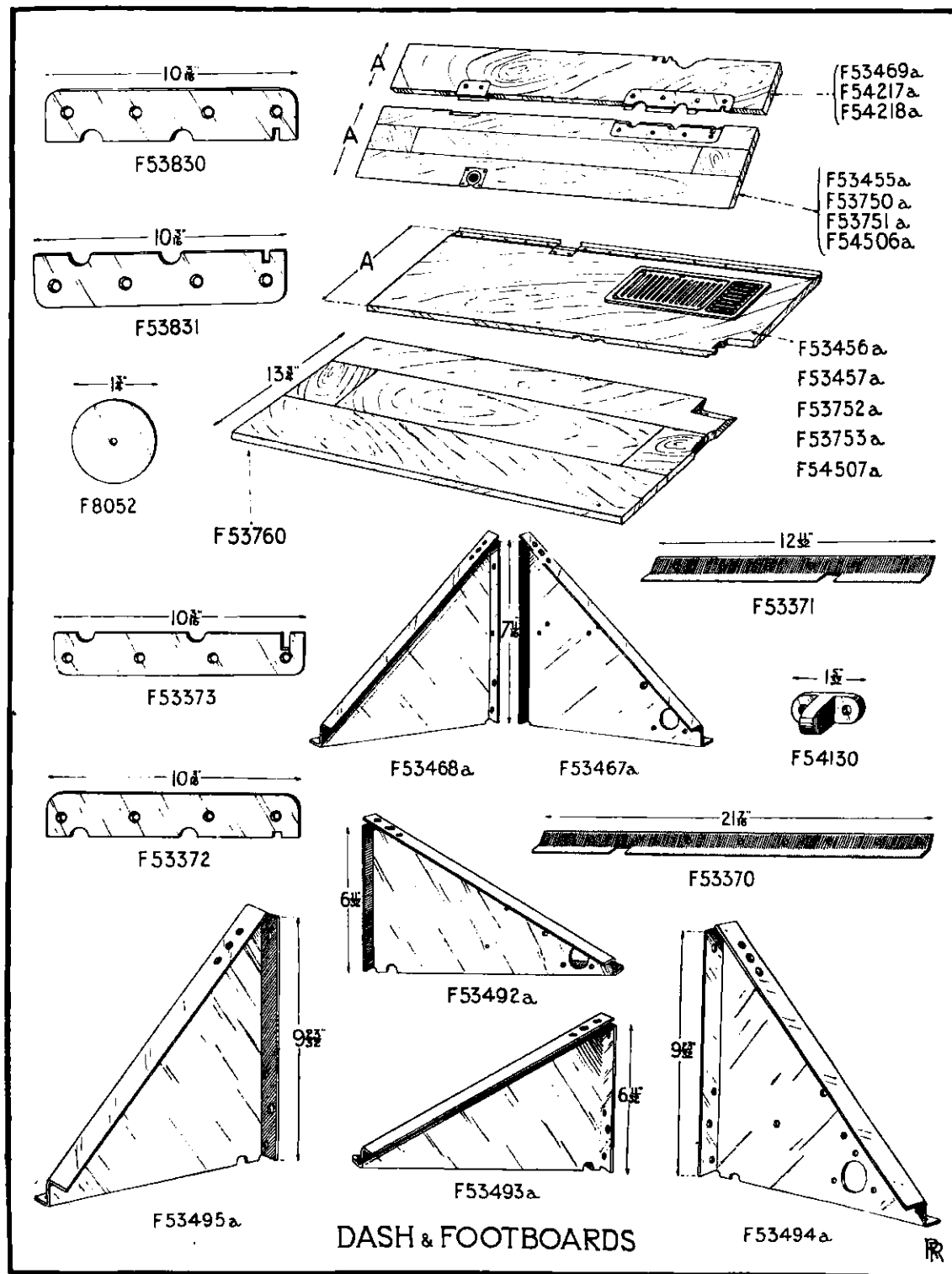
The following parts are used on Series G to part of Series J :—

| | | | |
|---|---|----------|---------|
| Bracket for dashboard ("D" type steering) (off side) | 1 | F 53494a | Ebafoil |
| Bracket for dashboard ("D" type steering) (near side) | 1 | F 53495a | Ebafour |

The following parts are used on part of Series J and on Series K :—

| | | | |
|---|---|----------|-----------|
| Bracket for dashboard ("D" type steering) (off side) | 1 | F 53467a | Ebafood |
| Bracket for dashboard ("D" type steering) (near side) | 1 | F 53468a | Ebafoxes |
| Dashboard ("B" type steering) (not illustrated) | 1 | F 54509a | Ebafrank |
| Dashboard ("D" type steering) (not illustrated) | 1 | F 53466a | Ebafracas |
| Floorboard, Front, A=11.6" ("D" type steering) | 1 | F 54507a | Ebafrosty |
| Footboard, Inclined, Fixed, A=2.325" ("D" type steering) | 1 | F 53469a | Ebagag |
| Footboard, Inclined, Loose, A=7.25" ("D" type steering) | 1 | F 54506a | Ebagaps |

° Please quote Chassis Number when ordering and also state Chassis Finish for parts marked °



DASH & FOOTBOARDS

DASH AND FOOTBOARDS

(continued)

| DESCRIPTION | No. off | Piece No. | Code Word |
|--|---------|-----------|-----------|
| Horn, Klaxon (type "S") | 1 | F 54491 | Ebagash |
| Nut for footboard screw | 2 | F 4050 | Hymeneal |
| Plate, Footboard Supporting ("D" type steering (off side)) | 1 | F 53461 | Ebagassy |
| Plate, Pedal Gap (lower half) ("D" type steering) | 1 | F 53463 | Ebagent |
| Plate, Pedal Gap (upper half) ("D" type steering) | 1 | F 53462 | Ebagift |
| Stop Accelerator Pedal (lower) ("D" type steering) | 1 | F 53459 | Ebagin |
| Stop, Accelerator Pedal (upper) ("D" type steering) | 1 | F 53460 | Ebagirl |

STEERING COLUMN

The existing Catalogue is correct from Series A to part of Series J with the following revision:—
 °F 7056, F 50313, F 50350, F 50554, F 50555, F 50783, F 50938a, F 51047a, F 51048a, F 51198a, F 51237a, F 51676a, F 51677a, Rotherham Lubricator No. 25.°

Add dimensions to the following parts:—

| | | |
|---|---|---|
| F 50304a, A = 48 ⁵ / ₁₆ " | F 50420a, A = 52 ³ / ₃₂ " | F 50835a, A = 49 ³ / ₈ " |
| F 50836a, A = 50 ¹ / ₁₆ " | F 50837a, A = 53 ¹ / ₄ " | F 50838a, A = 54 ¹ / ₁₆ " |
| F 51047a, A = 50 ³ / ₃₂ " | F 51048a, A = 37 ⁵ / ₁₆ " | F 51198a, A = 46 ¹ / ₄ " |
| | F 51237a, A = 26 ³ / ₄ " | |

F 50207 replaced by K 4211

F 50255a replaced by F 52859a *Astrop*

°F 50349 replaced by F 53939 *Ebagrope*

°F 50354 replaced by F 53120 *Ebagjetty*

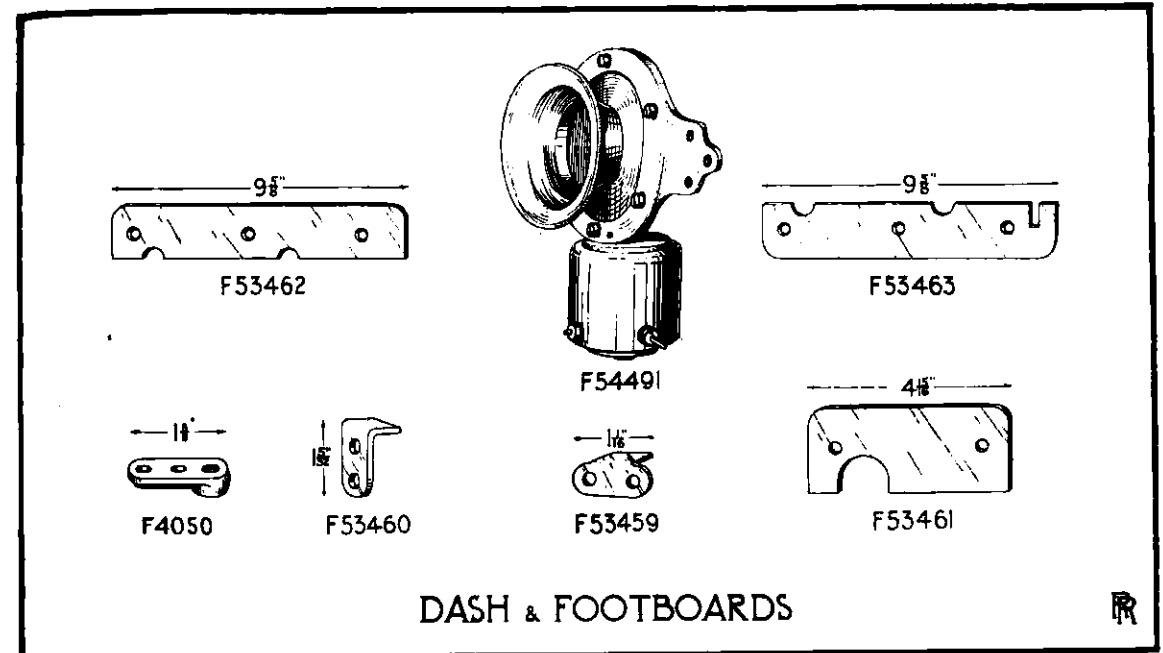
F 50390a (Series A to F).

F 51965 (used on Series A to part of Series C).

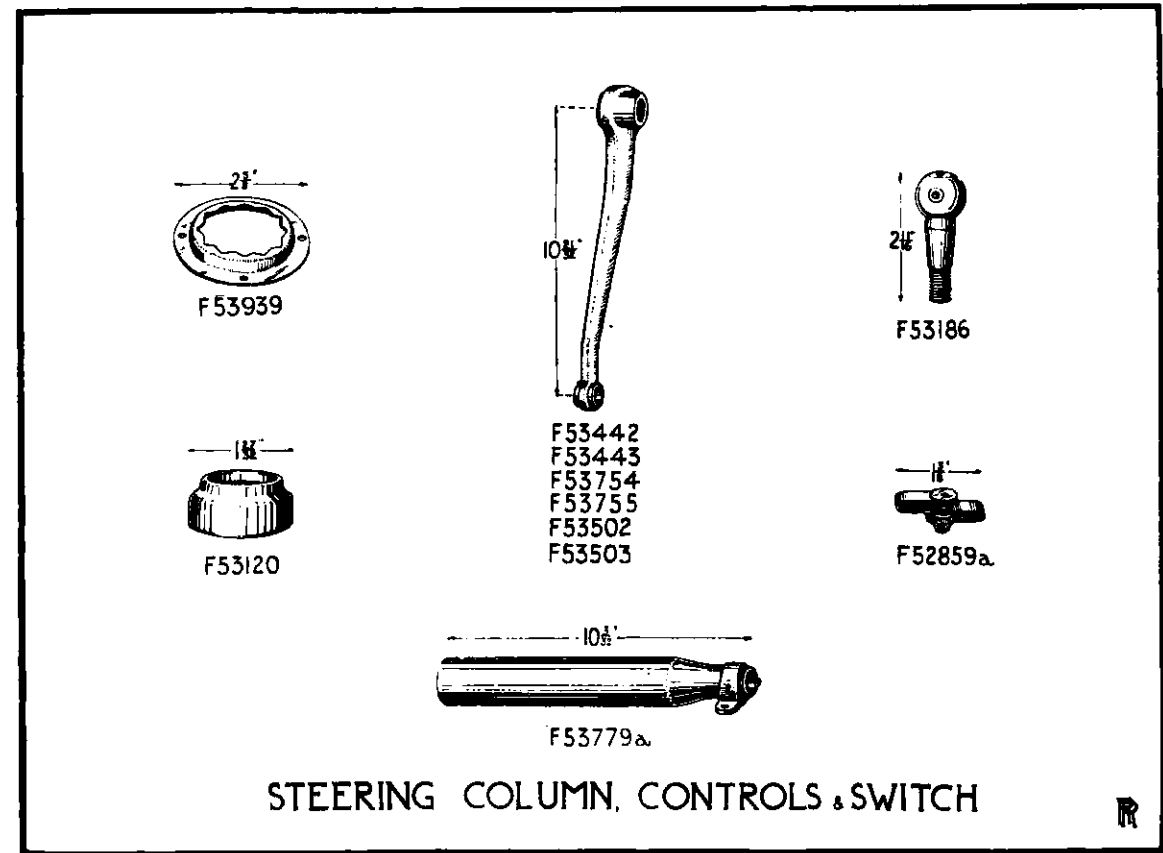
F 52064 (used on part of Series C to Series E).

| DESCRIPTION | No. off | Piece No. | Code Word |
|--|---------|-----------|------------|
| Lever, Pendulum ("B" type steering) (used on part of Series F) | 1 | F 53502 | Roejack |
| Lever, Pendulum ("B" type steering) (used on part of Series F) | 1 | F 53443 | Roejail |
| Lever, Pendulum ("D" type steering) (used on part of Series F) | 1 | F 53503 | Roejakel |
| Lever, Pendulum ("D" type steering) (used on part of Series F) | 1 | F 53442 | Ebajill |
| Lever, Pendulum ("B" type steering) (used on part of Series F to part of Series J) | 1 | F 53754 | Ebajig |
| Lever, Pendulum ("D" type steering) (used on part of Series F to part of Series J) | 1 | F 53755 | Ebajilted |
| Ball Pin for steering lever (used on part of Series F to part of Series J) | 1 | F 53186 | Ebahams |
| Tube, Steering Box Support (used on Series G to part of Series J) | 1 | F 53779a | Ebagjingle |

° Please quote Chassis Number when ordering and also state Chassis Finish for parts marked °



DASH & FOOTBOARDS



STEERING COLUMN, CONTROLS & SWITCH

STEERING COLUMN, CONTROLS AND SWITCH

(Used on part of Series J and on Series K)

| DESCRIPTION | No. off | Piece No. | Code Word |
|--|---------|------------|-----------|
| Ball for control lever end | 2 | F 51680 | Meigle |
| Ball Pin for steering lever (used on part of Series J) | 1 | F 54153 | Eatuklap |
| Ball Pin for steering lever (Series K) | 1 | F 54767 | Eatuile |
| Base for Klaxon switch | 1 | F 71885a | Arnall |
| Bolt for rocking shaft | 2 | F 53895 | Ebagive |
| Bolt for steering nut cage | 4 | F 53897 | Ebagoad |
| Box, Steering, with studs and bushes (" B " type steering) | 1 | F 53855/6b | Ebagoals |
| Box, Steering, with studs and bushes (" D " type steering) | 1 | F 53855/6d | Ebagoblin |
| Bush for rocking shaft lever | 2 | F 53862 | Ebagodess |
| Bush (in steering box) for rocking lever | 1 | F 53860 | Ebagoes |
| Bush (in support bracket), Inner, for rocking lever | 1 | F 53887 | Ebagoge |
| Bush (in support bracket), Outer, for rocking lever | 1 | F 53886 | Ebagolly |
| Bush, Packing Gland | 1 | F 53889 | Ebagone |
| Cage for steering nut | 1 | F 53877/8a | Ebagood |
| ◦Cover for Klaxon switch, complete with push-button | 1 | F 71873a | Artus |
| Cover, Inspection, for steering box | 1 | F 54240 | Ebagorse |
| ◦Cover, Rain, for universal joint | 1 | F 54125 | Ebagossip |
| ◦Cover, Upper Ball Race | 1 | F 54124 | Ebagot |
| Guide for control tubes (steering box) | 1 | F 54137 | Ebagrab |
| Holder for Klaxon switch | 1 | F 54049 | Ebagrain |
| ◦Lever, Ignition Control | 1 | F 51677a | Sinfin |
| Lever, Pendulum (" B " type steering) | 1 | F 54042 | Ebagrass |
| Lever, Pendulum (" D " type steering) | 1 | F 53890 | Ebagrater |
| ◦Lever, Throttle Control | 1 | F 51676a | Matfen |
| Nut, Castellated, for rocking shaft bolt | 2 | F 53894 | Ebagrew |
| Nut for control tube guide stud | 2 | E 6492 | Bidwell |
| Nut for double thrust race | 1 | F 53664 | Ebagrids |
| Nut for Klaxon switch terminal | 1 | D 50131 | Ashman |
| Nut for stationary control tube (bottom) | 2 | F 54135 | Ebagrieve |
| Nut for steering lever ball pin | 1 | F 73432 | Eatukine |
| Nut for steering nut cage bolt | 4 | F 8177 | Ebagroin |
| Nut, Gland, for rocking shaft | 1 | F 53888 | Ebagrill |
| ◦Nut, Lock, for ball thrust cover | 1 | F 53667 | Ebagrim |
| Nut, Retaining, for steering lever | 1 | F 50379 | Stonor |
| ◦Nut, Retaining, for steering wheel | 1 | F 50350 | Soutra |
| Nut, Retaining, for thrust race lock ring | 1 | F 53669 | Ebagroove |
| Piece, Distance, for control plate | 2 | F 50248 | Silpho |
| Pin for control lever | 2 | F 51682 | Mathon |
| Plate, Control Quadrant (English) | 1 | F 50244 | Sidcup |
| Plate, Control Quadrant (French) | 1 | F 52070 | Swator |
| Plate, Locking, for control tube guide | 1 | F 71842 | Athelstan |
| ◦Plate, Locking, for wheel securing nut | 1 | F 53939 | Ebagrope |

◦ Please quote Chassis Number when ordering and also state Chassis Finish for parts marked ◦

Technical drawings of steering column, control, and switch components. Each drawing is labeled with a part number and a code word. Dimensions are indicated for many parts.

- F50244 (Code: Meigle)
- F51680 (Code: Eatuklap)
- F54240 (Code: Eatuile)
- F71842 (Code: Arnall)
- F52070 (Code: Ebagive)
- F54124 (Code: Ebagoad)
- F53897 (Code: Ebagoals)
- F53895 (Code: Ebagoblin)
- F54125 (Code: Ebagodess)
- F53862 (Code: Ebagoes)
- F53889 (Code: Ebagoge)
- F53886 (Code: Ebagolly)
- F53887 (Code: Ebagone)
- F53889 (Code: Ebagood)
- F54153 (Code: Artus)
- F50248 (Code: Ebagorse)
- F53890 (Code: Ebagossip)
- F54042 (Code: Ebagot)
- F53669 (Code: Ebagrab)
- F53886 (Code: Ebagrain)
- F53667 (Code: Sinfin)
- F53664 (Code: Ebagrass)
- F53939 (Code: Ebagrater)
- F53894 (Code: Matfen)
- E6492 (Code: Ebagrew)
- F53664 (Code: Bidwell)
- F53939 (Code: Ebagrids)
- F53877/8a (Code: Ashman)
- F53667 (Code: Ebagrieve)
- F53894 (Code: Eatukine)
- F50379 (Code: Ebagroin)
- F54135 (Code: Ebagrill)
- D50131 (Code: Ebagrim)
- E6492 (Code: Stonor)
- F8177 (Code: Soutra)
- F73432 (Code: Ebagroove)
- F54137 (Code: Silpho)
- F71885a (Code: Mathon)
- F51676a (Code: Sidcup)
- F51677a (Code: Swator)
- F71873a (Code: Athelstan)
- F53888 (Code: Ebagrope)
- F53860 (Code: Ebagrope)

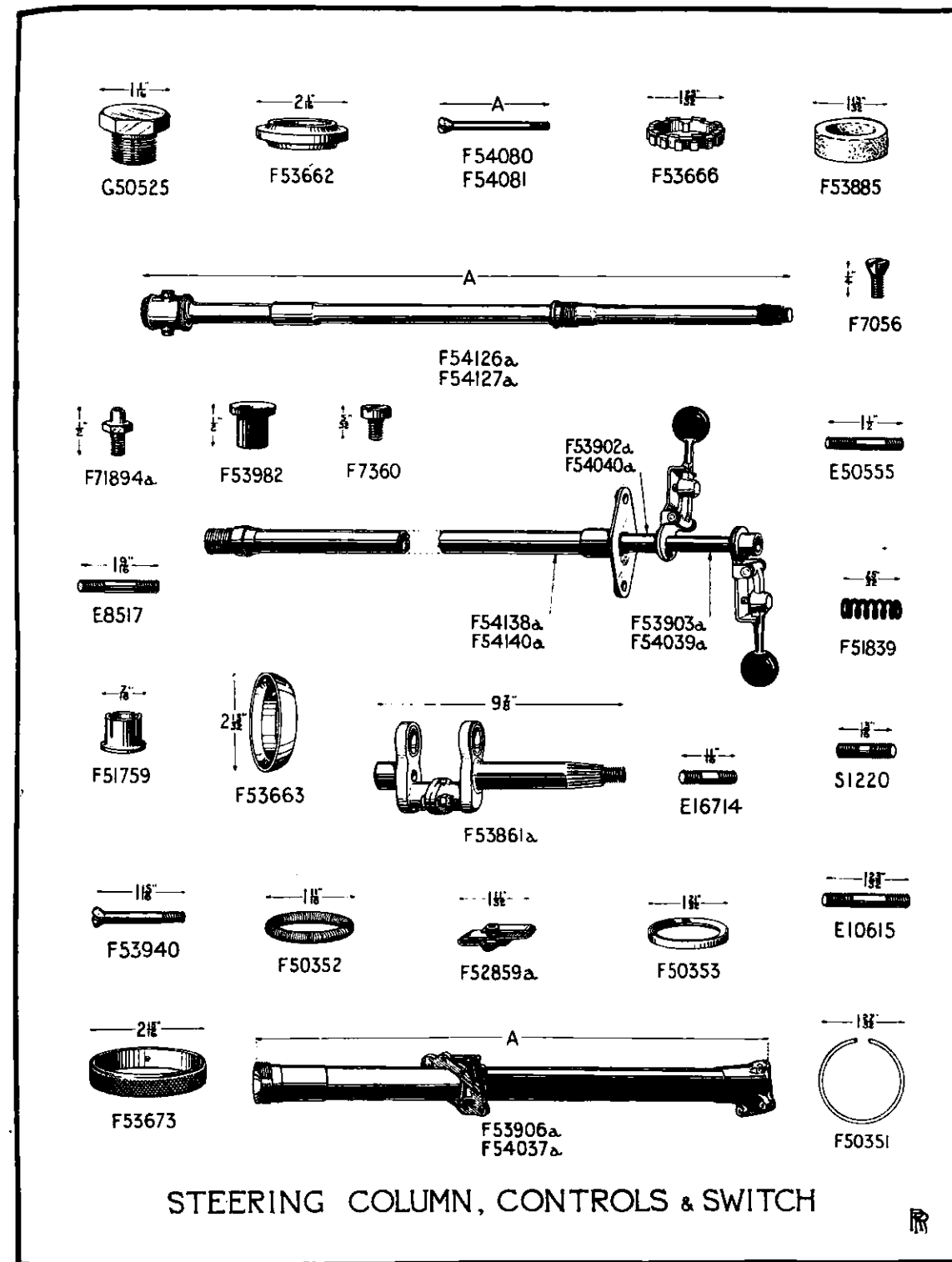
STEERING COLUMN, CONTROLS & SWITCH



STEERING COLUMN, CONTROLS AND SWITCH—continued

| DESCRIPTION | No. off | Piece No. | Code Word |
|--|---------|-----------|-----------|
| Plug, Oil Filler, for inspection cover | 1 | G 50525 | Finzean |
| Protector, Cable (brass), for ignition control tube | 1 | F 51759 | Mathyr |
| Protector, Cable (ebonite), for ignition control tube | 1 | F 53982 | Ebagreed |
| Race, Double Thrust Ball (inner) | 1 | F 53662 | Ebagross |
| Race, Outer Ball | 2 | F 53663 | Ebagrows |
| Ring, Felt Packing, for rocking shaft | 1 | F 53885 | Ebagull |
| Ring, Knurled, for ball race cover | 1 | F 53673 | Ebagum |
| Ring, Lock, for thrust race nut | 1 | F 53666 | Ebagunner |
| Ring, Retaining, for rubber ring | 1 | F 50353 | Syston |
| Ring, Rubber Packing, for universal joint cover | 1 | F 50352 | Spynie |
| Ring, Spring, for universal joint cover | 1 | F 50351 | Sporle |
| Screw, Contact, for Klaxon switch | 1 | F 71894a | Asseter |
| Screw for Klaxon switch spring | 2 | F 7360 | Sawtel |
| Screw for knurled ring on ball race cover | 3 | F 7056 | Saxham |
| Screw for support bracket on dash ("B" type steering), A=3 $\frac{7}{32}$ " | 1 | F 54080 | Ebahaggis |
| Screw for support bracket on dash ("D" type steering) | 2 | F 53940 | Ebagust |
| Screw for support bracket on dash ("D" type steering), A=2 $\frac{11}{16}$ " | 1 | F 54081 | Ebaguy |
| Shaft, Rocking | 1 | F 53861a | Ebahall |
| Spring for control levers | 2 | F 51839 | Swaith |
| Spring for Klaxon switch | 1 | F 52859a | Astrophe |
| Stud for control tube guide | 2 | E 16714 | Dagless |
| Stud for steering box | 1 | E 8517 | Ebahand |
| Stud for steering box | 2 | E 10615 | Ebahanger |
| Stud for steering box | 1 | E 50555 | Gornal |
| Stud for steering box inspection cover | 4 | S 1220 | Pyrology |
| Tube, Ignition Control, with lever ("B" type steering) (51" overall) | 1 | F 54039a | Ebahappy |
| Tube, Ignition Control, with lever ("D" type steering) (53 $\frac{1}{4}$ " overall) | 1 | F 53903a | Ebaharden |
| Tube, Inner Stationary, with control holder ("B" type steering) (49 $\frac{1}{4}$ " overall) | 1 | F 54140a | Ebahare |
| Tube, Inner Stationary, with control holder ("D" type steering) (51 $\frac{1}{2}$ " overall) | 1 | F 54138a | Ebaharps |
| Tube, Outer Stationary Steering Column, complete with bracket and spherical joint on dash, A=27 $\frac{3}{32}$ " ("B" type steering) | 1 | F 54037a | Ebahaslet |
| Tube, Outer Stationary Steering Column, complete with bracket and spherical joint on dash, A=36 $\frac{1}{16}$ " ("D" type steering) | 1 | F 53906a | Ebahasten |
| Tube, Steering, with worm and nut ("B" type steering), A=36.35" | 1 | F 54126a | Ebahatter |
| Tube, Steering, with worm and nut ("D" type steering), A=38.6" | 1 | F 54127a | Ebahaven |
| Tube, Throttle Control, with lever ("B" type steering) (50" overall) | 1 | F 54040a | Ebahatch |
| Tube, Throttle Control, with lever ("D" type steering) (52 $\frac{1}{4}$ " overall) | 1 | F 53902a | Ebahate |

o Please quote Chassis Number when ordering and also state Chassis Finish for parts marked o



STEERING COLUMN, CONTROLS AND SWITCH—continued

| DESCRIPTION | No. off | Piece No. | Code Word |
|--|---------|-----------|-----------|
| Washer, Adjusting, for control tube guide, .040" thick | 1 | F 71886 | Bessell |
| Washer, Adjusting, for control tube guide, .050" thick | 1 | F 71887 | Bessemer |
| Washer, Adjusting, for control tube guide, .060" thick | 1 | F 71888 | Bessler |
| Washer, Adjusting, for control tube guide, .070" thick | 1 | F 71889 | Bessunger |
| Washer, Adjusting, for control tube guide, .080" thick | 1 | F 71890 | Beta |
| Washer for oil filler plug | 1 | E 75427 | Ebahamper |
| Washer for ball end stud | 1 | F 53932 | Ebahawk |
| Washer for ball race cover lock nut | 1 | F 53670 | Ebahay |
| Washer for control lever pin | 2 | E 9438 | Sawtry |
| Washer for Klaxon switch terminal | 1 | D 50065 | Langare |
| Washer for steering wheel retaining nut | 1 | F 7710 | Scarba |
| Washer, Lock, for stationary control tube nuts | 1 | F 54139 | Ebahazel |
| Washer, Lock, for thrust race nut | 1 | F 53665 | Ebahail |
| *Washer, Packing, for rocking lever, .065" thick | 1 | F 53864 | Ebail |
| *Washer, Packing, for rocking lever, .075" thick | 1 | F 53865 | Ebajade |
| *Washer, Packing, for rocking lever, .085" thick | 1 | F 53866 | Ebajaffa |
| *Washer, Packing, for rocking lever, .095" thick | 1 | F 53867 | Ebajaguar |
| □Washer, Packing, for rocking shaft, .090" thick | 1 | F 53880 | Ebajames |
| □Washer, Packing, for rocking shaft, .100" thick | 1 | F 53881 | Ebajanet |
| □Washer, Packing, for rocking shaft, .110" thick | 1 | F 53882 | Ebajape |
| □Washer, Packing, for rocking shaft, .120" thick | 1 | F 53883 | Ebajars |
| Washer, Paper Joint, between column and box | 1 | F 54470 | Ebajaw |
| Washer, Paper Joint, for control tube guide | 2 | F 75305 | Ebajazz |
| Washer, Paper Joint, for inspection cover | 1 | F 54469 | Ebajest |
| Wheel, Steering | 1 | F 52195 | Scawby |

SHOCK ABSORBER (FRONT) (FRICTION)

The present Catalogue is correct from Series A to H with the following revision:—

F 51825a (used on part of Series A). F 51824a (used on part of Series A to Series H).

| DESCRIPTION | No. off | Piece No. | Code Word |
|---|---------|-----------|-----------|
| Ball Pin (lower) (used on part of Series F to Series H) | 2 | F 53406 | Eattudie |
| Bolt, Centre (used on part of Series G and on Series H) | 2 | F 53834 | Eattuen |
| Piece, Ball Contact (bottom) (Series E to H) | 2 | F 53216 | Eattufit |
| Piece, Ball Contact (top) (Series E to H) | 2 | F 53215 | Eattugle |
| Spring, Friction Plate (used on part of Series G and on Series H) | 2 | F 53833 | Eattuher |

SHOCK ABSORBER (REAR)

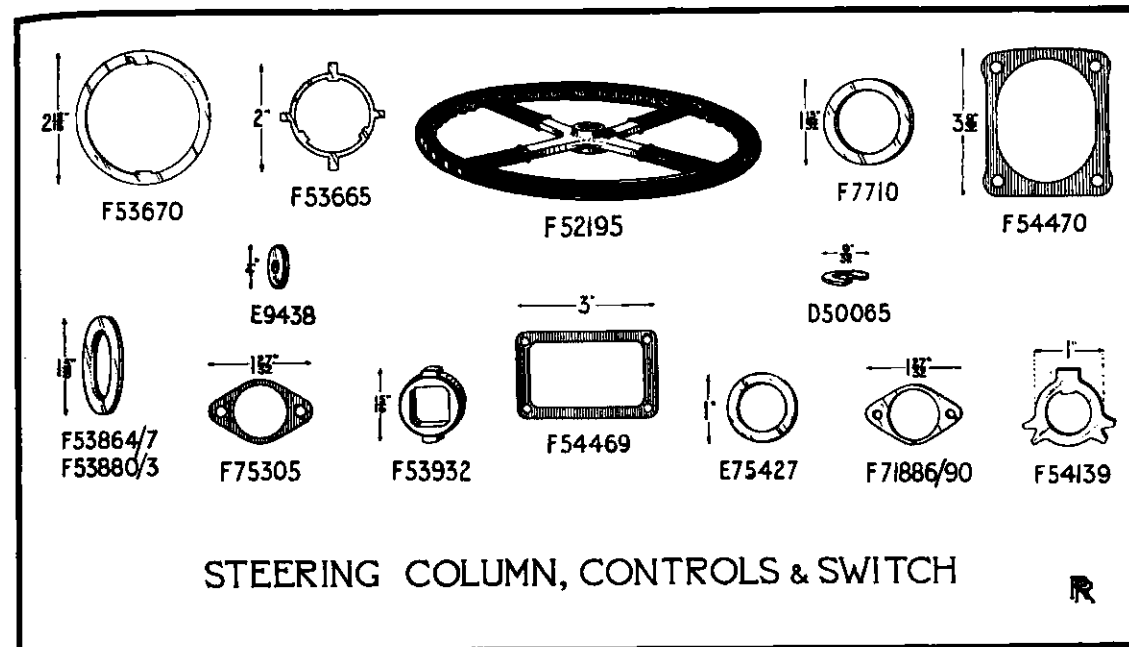
The existing Catalogue is correct from Series A to part of Series F with the following revision:—

F 51518 replaced by F 53215 *Eattugle* F 51519 replaced by F 53216 *Eattufit*

The following parts are used from part of Series F to Series K:—

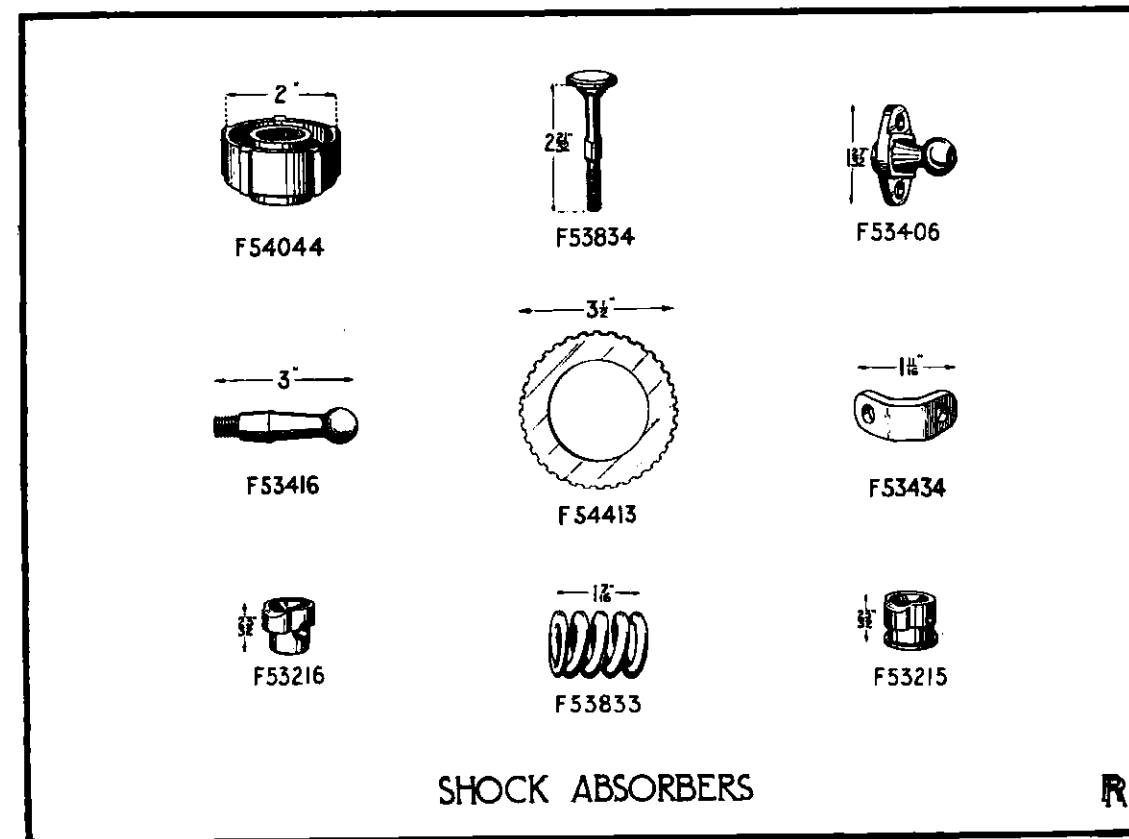
| DESCRIPTION | No. off | Piece No. | Code Word |
|--|---------|-----------|-----------|
| Ball Pin (lower) | 2 | F 53416 | Eattusk |
| Piece, Stiffening, for side channel | 4 | F 53434 | Eattuit |
| Plate, Friction, .036" thick (20 S.W.G.) | 14 | F 54413 | Eattukeg |
| Stator (Series J and K) | 2 | F 54044 | Eattulad |

* □ Alternatives.



STEERING COLUMN, CONTROLS & SWITCH

R



SHOCK ABSORBERS

R

SHOCK ABSORBER (FRONT) (HYDRAULIC)

(Series J and K)

| DESCRIPTION | No. off | Piece No. | Code Word |
|--|---------|-----------|------------|
| Ball Pin (lower) (used on part of Series J) | 2 | F 53406 | Eattudie |
| Ball Pin (lower) (used on part of Series J and on Series K) | 2 | F 53942 | Eattulean |
| Bush for lower ball contact piece | 2 | F 51531 | Eattunay |
| Cap for H.P. valve | 2 | F 74642 | Eatturn |
| Cap for oil gun lubricator | 2 | F 9775 | Enunciate |
| Cap nut for bottom of connecting tube | 2 | F 51337 | Kinson |
| Cap nut for top of connecting tube | 2 | F 51377 | Kixbro |
| Cover, Leather, for ball joint (lower) | 2 | F 52081 | Lennox |
| Cover, Leather, for ball joint (upper) | 2 | F 52080 | Lennie |
| Filter, Oil | 2 | F 76504a | Eatt youth |
| Damper, Hydraulic Shock, complete (near side) (as illustrated) | 1 | — | Eattumen |
| Damper, Hydraulic Shock, complete (off side) | 1 | — | Eattupper |
| Lace, Leather, for ball joint cover | 4 | — | Penmain |
| Lubricator, Oil Gun, for ball contacts | 2 | F 9772 | Epsomite |
| Nut, Lock, for ball contact adjusting screw | 2 | G 1846 | Kemcot |
| Piece, Ball Contact (bottom) | 2 | F 53216 | Eattufit |
| Piece, Ball Contact (top) | 2 | F 53215 | Eattugle |
| Plug, Large (rear end) | 2 | E 52355 | Eatuarage |
| Plug, Oil | 4 | F 77983 | Roemaget |
| Plug, Oil Filler | 2 | F 77961 | Roemagive |
| Plug, Oil, for lower ball valves (front and rear) | 4 | F 73969 | Eattuval |
| Screw, Adjusting, for ball joints | 2 | F 51381 | Kynoch |
| Tube, Inner Connecting | 2 | F 54492a | Eatuavale |
| Tube, Outer Connecting (near side) | 1 | F 54494a | Eatuavein |
| Tube, Outer Connecting (off side) (as illustrated) | 1 | F 54493a | Eatuaverb |
| Washer, Joint, for oil filter | 2 | E 27493 | Eatuawe |
| Washer, Joint, for oil gun lubricator | 2 | E 27485 | Eatuquire |
| Washer, Joint, for oil filler plug | 2 | E 27487 | Eatuawife |
| Washer, Joint, for high pressure valve cover | 2 | F 75143/5 | Eatuawoc |
| Washer, Joint, for high pressure valve cover plug | 4 | E 53551 | Eatubeer |
| Washer, Joint, for oil plug | 4 | E 75842 | Eatubias |
| Washer, Joint, for oil plug | 2 | E 70781 | Eatubibe |

Please quote Chassis Number when ordering.

SHOCK ABSORBER COMPLETE

HYDRAULIC SHOCK ABSORBER

SIDE STEERING TUBE

(Series A to K)

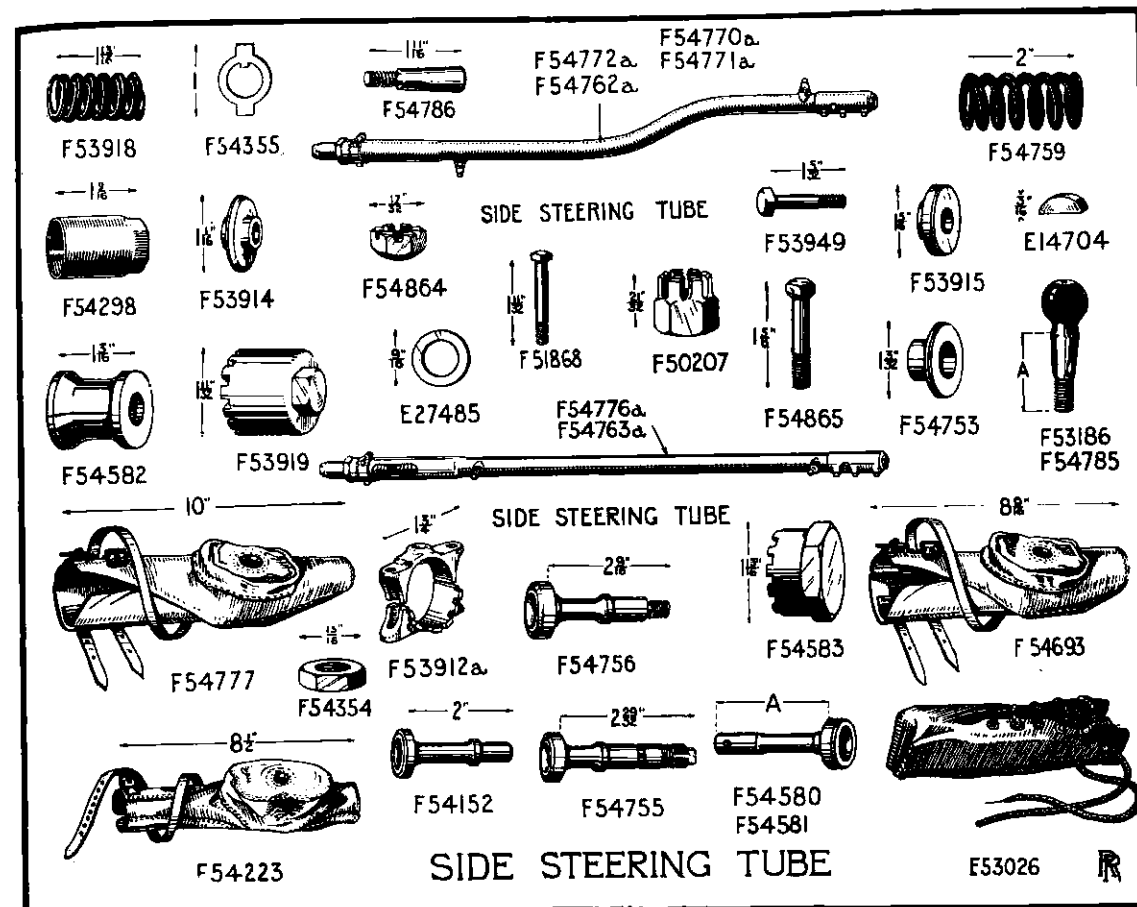
Parts contained in the existing Catalogue but not mentioned in the following Section are obsolete:—

- F 8280, F 8287, F 9772, F 9775, F 50899, F 52047, F 51431, F 52498, F 52516 (Series A to K).
- F 51770a, F 51868 (used on Series A to part of Series J and on Series K).
- F 51437, F 51699, F 51846 (used on Series A to H and on Series K).
- F 3293 (Series A to H).
- F 51845, F 51863 (used on part of Series J).

The following parts are added:—

| DESCRIPTION | No. off | Piece No. | Code Word |
|---|---------|-----------|-----------|
| Ball End, A=1.4" (Series A to part of Series C) | 1 | F 54785 | Roehats |
| Ball End, A=1.55" (used on part of Series C to Series E) | 1 | F 53186 | Ebahams |
| Bolt, Locking Bracket (used on part of Series J) | 2 | F 53949 | Eatufast |
| Bolt, Retaining, for sleeve (used on part of Series J and on Series K) | 1 | F 54865 | Eatufathe |
| Bracket, Locking, for cap nut (used on part of Series J) | 1 | F 53912a | Eatufavor |
| Cap (used on part of Series J) | 1 | F 54583 | Eatufawl |
| Cap, Rear End (used on Series A to H and on Series K) | 1 | F 54298 | Eatufays |
| Cotter for end sleeve | 1 | F 54786 | Eatufeat |
| Cover, Leather Joint (front) | 1 | F 53026 | Eatufees |
| Cover, Leather Joint (rear) (used on part of Series A to Series H and on Series K) | 1 | F 54777 | Eatufeign |
| Cover, Leather Joint (rear) (used on part of Series J) | 1 | F 54693 | Eatufeilt |
| Cover, Leather Joint (rear) (used on part of Series J) | 1 | F 54223 | Eatufeop |
| Guide, Spring (used on Series A to H and on Series K) | 1 | F 54753 | Eatufic |
| Guide (large), for sliding piece (used on part of Series J) | 1 | F 53914 | Eatufern |
| Guide (small), for sliding piece (used on part of Series J) | 1 | F 53915 | Eatufial |
| Key, Woodruff (Series A to H) | 1 | E 14704 | Votarist |
| Nut, Cap, for rear end of tube (used on part of Series J) | 1 | F 53919 | Eatufion |
| Nut for ball end (used on Series A to part of Series C) | 1 | F 50207 | Seaham |
| Nut, Locking, on sliding piece (used on part of Series A to Series H and on Series K) | 2 | F 54354 | Eatufirst |
| Nut, Spherical Seated (used on part of Series J and on Series K) | 1 | F 54864 | Eatufish |
| Piece, Distance (used on part of Series J) | 1 | F 54582 | Eatufkat |
| Piece, Sliding (long) (used on Series A to H and on Series K) | 1 | F 54755 | Eatufker |
| Piece, Sliding (short) (used on Series A to H and on Series K) | 1 | F 54756 | Eatufkore |
| Piece, Sliding, A=2 3/8" (used on part of Series J) | 1 | F 54580 | Eatufkin |
| Piece, Sliding, A=1 1/2" (used on part of Series J) | 1 | F 54581 | Eatufkuss |
| Piece, Sliding (used on part of Series J) | 2 | F 54152 | Eatufiad |
| Spring (used on part of Series J) | 2 | F 53918 | Eatuflea |
| Spring (used on Series A to H and on Series K) | 2 | F 54759 | Eatufing |
| Tube, Side Steering ("B" type) (used on Series A to part of Series F) | 1 | F 54770a | Roehazel |
| Tube, Side Steering ("D" type) (used on Series A to part of Series F) | 1 | F 54771a | Roejabe |
| Tube, Side Steering ("B" and "D" type) (used on part of Series F to Series H) | 1 | F 54772a | Eatufmec |
| Tube, Side Steering ("B" type), complete (used on Series A to part of Series F) | 1 | — | Roelads |

Please quote Chassis Number when ordering.



| DESCRIPTION | No. off | Piece No. | Code Word |
|---|---------|-----------|-----------|
| Tube, Side Steering ("D" type), complete (used on Series A to part of Series F) | 1 | — | Roelaid |
| Tube, Side Steering ("B" and "D" type), complete (used on part of Series F to Series H) | 1 | — | Roelake |
| Tube, Side Steering ("B" and "D" type) (used on part of Series J) | 1 | F 54762a | Eatufmite |
| Tube, Side Steering, complete ("B" and "D" type) (used on part of Series J) | 1 | — | Roelept |
| Tube, Side Steering ("B" and "D" type) (used on part of Series J) | 1 | F 54776a | Eatufmood |
| Tube, Side Steering, complete ("B" and "D" type) (used on part of Series J) | 1 | — | Roelesty |
| Tube, Side Steering ("B" and "D" type) (Series K) | 1 | F 54763a | Eatufmuch |
| Tube, Side Steering, complete ("B" and "D" type) (Series K) | 1 | — | Roeletter |
| Washer for oil gun lubricator | 2 | E 27485 | Eatufnew |
| Washer, Locking, for nuts on sliding piece (used on Series A to H and on Series K) | 1 | F 54355 | Eatufnew |

Please quote Chassis Number when ordering.

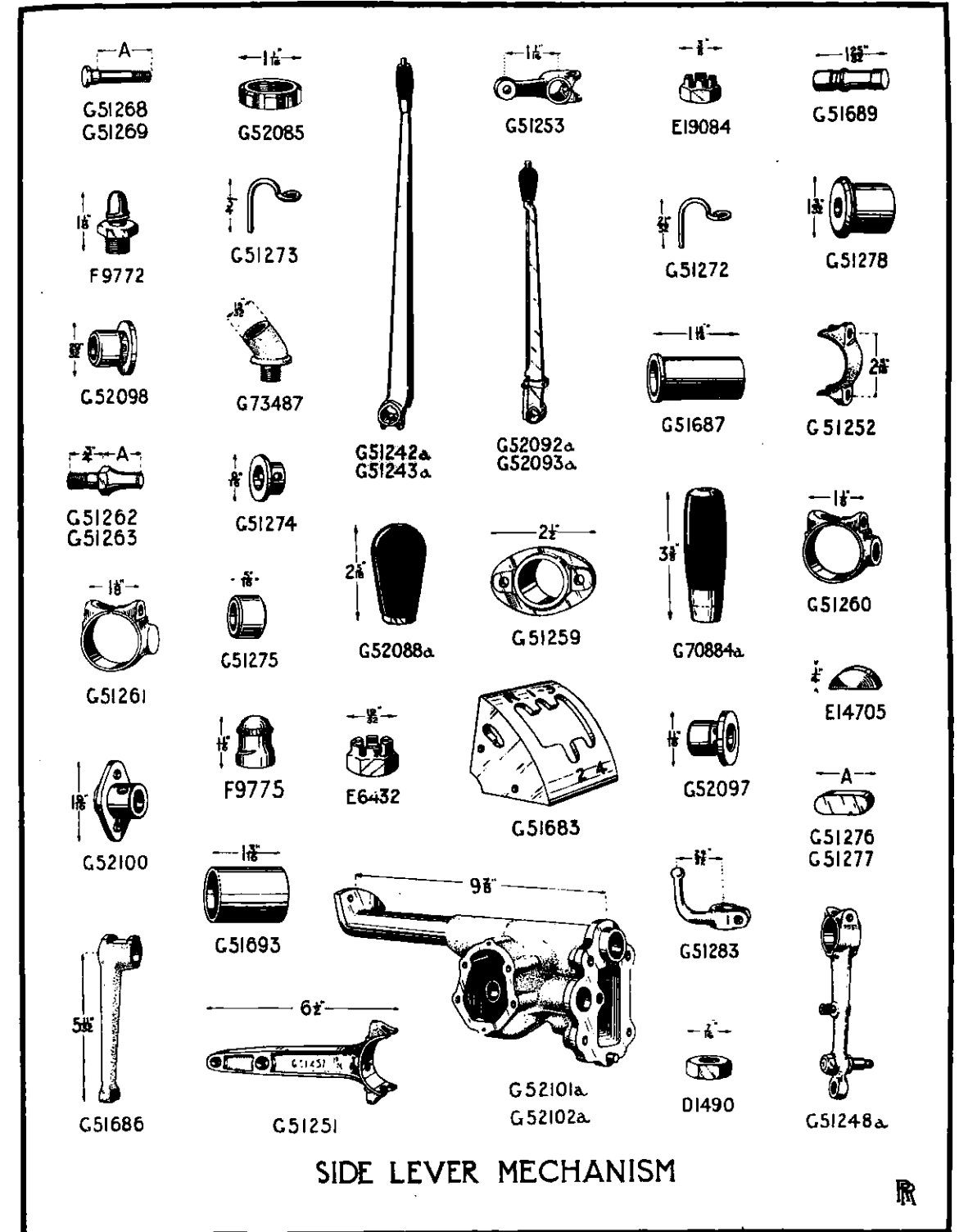
SIDE LEVER MECHANISM

(For chassis fitted with four-speed gear box)

| DESCRIPTION | No. off | Piece No. | Code Word |
|---|---------|-----------|------------|
| *Adaptor for oil gun lubricator | 1 | G 73487 | Eavpills |
| Bearing for brake lever shaft | 2 | G 51259 | Eavpillar |
| Bolt for brake rack, A = 3/4" | 1 | G 51262 | Eavpin |
| Bolt for brake rack, A = 7/8" | 1 | G 51263 | Eavpincer |
| Bolt for pawl operating rod, A = 1 3/8" | 1 | G 51268 | Eavpines |
| Bolt for pawl operating rod, A = 1 1/8" | 1 | G 51269 | Eavpippin |
| Bracket, Change Gear and Speedometer Drive ("B" type steering) | 1 | G 52101a | Eavpiper |
| Bracket, Change Gear and Speedometer Drive ("D" type steering) | 1 | G 52102a | Eavpistol |
| Bracket for brake quadrant | 1 | G 51251 | Eavpity |
| Bush for change gear bracket | 1 | G 51693 | Eavpoet |
| Bush for pendulum lever | 1 | G 51275 | Eavpoker |
| Bush for speedometer driven gear | 1 | G 52097 | Eavpole |
| Bush for speedometer driving spindle | 1 | G 52098 | Eavpomp |
| Bush, Sliding, for selector shaft | 1 | G 51687 | Eavpoppy |
| oButton, Plunger, for gear lever | 1 | G 51689 | Eavpork |
| Cap for end of brake shaft | 2 | G 51278 | Eavporter |
| oCap for oil gun lubricator | 1 | F 9775 | Enunciator |
| Cap for quadrant bracket | 1 | G 51252 | Eavpost |
| Collar for brake lever shaft | 1 | G 51261 | Eavpotts |
| Collar for retaining brake pawl | 1 | G 51274 | Eavpotter |
| Collar, with boss, for brake lubricator | 1 | G 51260 | Eavpower |
| Cover and Bearing for speedometer drive shaft | 1 | G 52100 | Ebabe |
| oGate for gear lever | 1 | G 51683 | Ebacalf |
| oHandle, Brake Lever | 1 | G 70884a | Ebacamp |
| oHandle, Gear Lever | 1 | G 52088a | Ebacancel |
| Hook for pawl spring anchorage | 1 | G 51272 | Ebacape |
| Hook for pawl spring anchorage | 1 | G 51273 | Ebacarry |
| Key for brake lever, A = 3/4" | 1 | G 51276 | Ebacarson |
| Key for pendulum lever, A = 3/8" | 1 | G 51277 | Ebacarter |
| Key, Woodruff, for selector shaft | 2 | E 14705 | Vousoir |
| oLever, Brake (complete) ("B" type steering) | 1 | G 51242a | Ebacarve |
| oLever, Brake (complete) ("D" type steering) | 1 | G 51243a | Ebacash |
| Lever, Brake Pendulum | 1 | G 51248a | Ebacasino |
| oLever, Change Gear (complete) ("D" type steering) (used on part of Series F to Series J) | 1 | G 52093a | Ebacatch |
| oLever, Change Gear (complete) ("B" type steering) | 1 | G 52092a | Ebacasket |
| oLever, Change Gear (complete) ("B" and "D" type steering) (Series K) | 1 | G 52092a | Ebacasket |
| Lever for pawl | 1 | G 51253 | Ebacater |
| Lever, Gear Selector | 1 | G 51686 | Ebacats |
| Lever, Plunger, for operating pawl | 1 | G 51283 | Ebacattle |
| oLubricator Oil Gun | 1 | F 9772 | Epsomite |
| Nut for brake rack and quadrant | 4 | E 6432 | Actinia |
| Nut for cover and bearing studs | 4 | D 1490 | Anderdon |
| Nut for operating rod bolt | 2 | E 19084 | Crossman |
| Nut, Lock, for selector shaft | 1 | G 52085 | Ebacases |

* Not required when four wheel brakes are fitted.

o Please quote Chassis Number when ordering and also state Chassis Finish for parts marked o



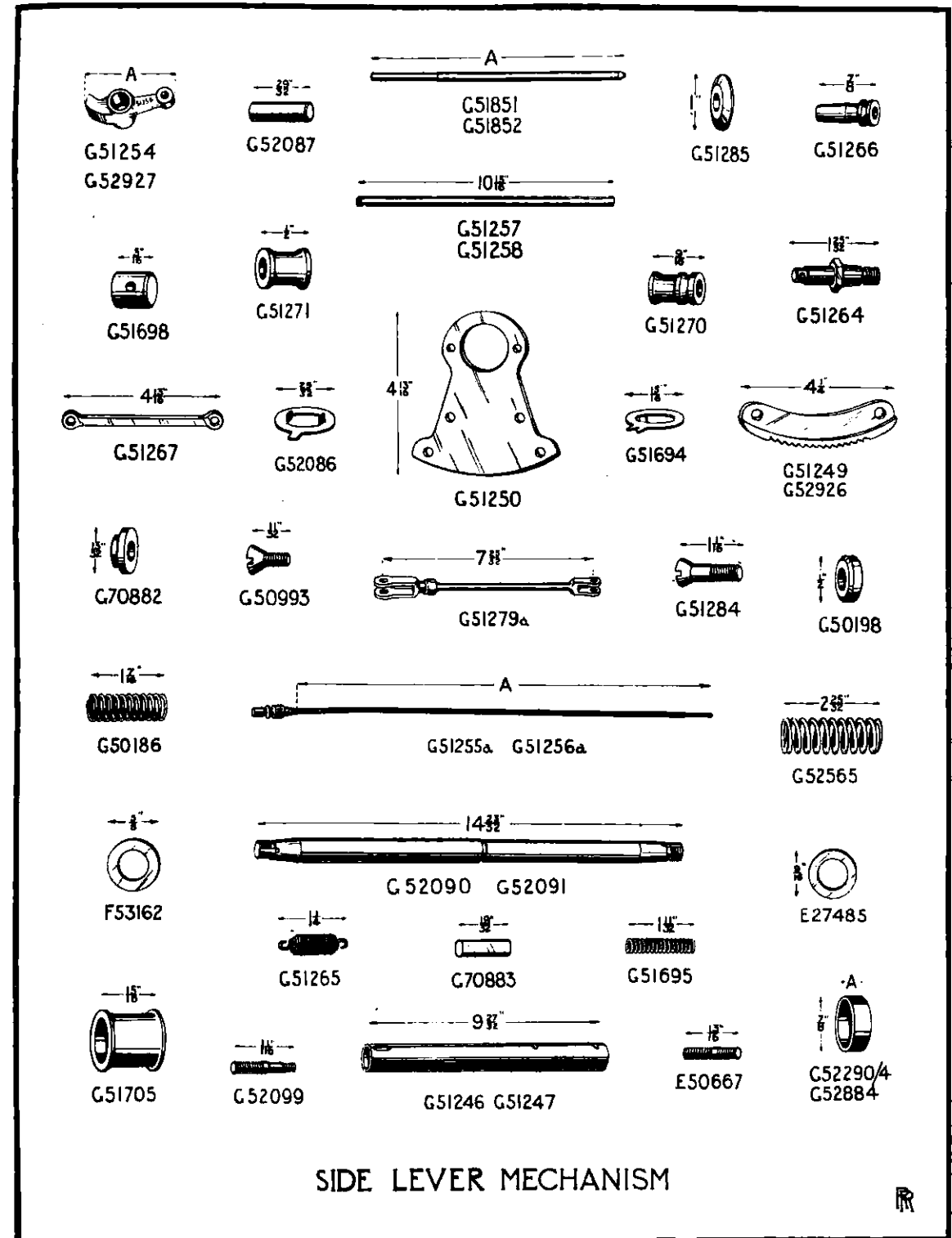
SIDE LEVER MECHANISM



SIDE LEVER MECHANISM—continued.

| DESCRIPTION | No. off | Piece No. | Code Word |
|--|---------|-----------|-----------|
| Pawl for brake lever, A=1.900" (used on part of Series F to Series H) .. | 1 | G 51254 | Ebacause |
| Pawl for brake lever, A=1.950" (Series J and K) .. | 1 | G 52927 | Ebacaves |
| Piece, Distance, for pawl operating rod .. | 1 | G 51270 | Ebacedar |
| Piece, Distance, for pawl operating rod .. | 1 | G 51271 | Ebacell |
| Pin, Anchor, for pawl spring .. | 1 | G 51266 | Ebacement |
| Pivot for pawl .. | 1 | G 51264 | Ebacent |
| Plunger, Spring, for gear lever .. | 1 | G 52087 | Ebacider |
| Quadrant, Brake Rack .. | 1 | G 51250 | Ebacigar |
| Rack, Brake (used on part of Series F to Series H) .. | 1 | G 51249 | Ebacinder |
| Rack, Brake (Series J and K) .. | 1 | G 52926 | Ebaclack |
| *Ring, Adjusting, for selector shaft, A = .270" .. | 1 | G 52290 | Ebaclaw |
| *Ring, Adjusting, for selector shaft, A = .260" .. | 1 | G 52291 | Ebalaidy |
| *Ring, Adjusting, for selector shaft, A = .250" .. | 1 | G 52292 | Ebalakes |
| *Ring, Adjusting, for selector shaft, A = .240" .. | 1 | G 52293 | Ebalamed |
| *Ring, Adjusting, for selector shaft, A = .230" .. | 1 | G 52294 | Ebalane |
| *Ring, Adjusting, for selector shaft, A = .220" .. | 1 | G 52884 | Ebalanced |
| Rod, Pawl Operating .. | 1 | G 51267 | Ebalarge |
| oRod, Pawl Operating (" B " type steering), A=22 $\frac{3}{16}$ " .. | 1 | G 51255a | Ebalarks |
| oRod, Pawl Operating (" D " type steering), A=21 $\frac{3}{16}$ " .. | 1 | G 51256a | |
| oRod, Plunger (" D " type steering), A=11 $\frac{1}{16}$ " (used on part of Series F to Series J) .. | 1 | G 51851 | Ebalash |
| oRod, Plunger (" B " type steering), A=13 $\frac{1}{16}$ " .. | 1 | G 51852 | Ebalarm |
| oRod, Plunger (" B " and " D " type steering) (Series K) .. | 1 | G 51852 | Ebalarm |
| Rod, Pull, for brakes .. | 1 | G 51279a | Ebalaska |
| Screw for fixing handle .. | 1 | G 50993 | Ebalassy |
| Screw for securing quadrant .. | 2 | G 51284 | Ebalassoo |
| Seating for plunger spring (brake lever) .. | 1 | G 70882 | Ebalater |
| Shaft, Brake Lever (" B " type steering) .. | 1 | G 51246 | Ebalathe |
| Shaft, Brake Lever (" D " type steering) .. | 1 | G 51247 | Ebalatin |
| Shaft, Gear Selector (" B " type steering) .. | 1 | G 52090 | Ebalavre |
| Shaft, Gear Selector (" D " type steering) .. | 1 | G 52091 | Ebalaw |
| Shaft, Pawl Operating (" B " type steering) .. | 1 | G 51257 | Ebalayed |
| Shaft, Pawl Operating (" D " type steering) .. | 1 | G 51258 | Ebalazy |
| Spring for hand plunger (brake lever) .. | 1 | G 50186 | Ebalead |
| Spring for hand plunger (gear lever) .. | 1 | G 51695 | Ebaleakes |
| Spring for selector shaft .. | 1 | G 52565 | Ebaleaned |
| Spring, Pawl Return .. | 1 | G 51265 | Ebaleer |
| Stop for plunger button (brake lever) .. | 1 | G 70883 | Ebaleft |
| Stop for plunger spring (brake lever) .. | 1 | G 50198 | Ebaleg |
| Stop for plunger spring (gear lever) .. | 1 | G 51698 | Ebalegion |
| Stop for selector spring .. | 1 | G 51705 | Ebalend |
| Stud for drive shaft cover and bearing .. | 1 | E 50667 | Ebalength |
| Stud for speedometer drive cover .. | 4 | G 52099 | Ebalenny |
| Washer for lubricator .. | 1 | E 27485 | Eatuquire |
| †Washer for lubricator adaptor .. | 1 | F 53162 | Disblair |
| Washer for quadrant screw .. | 2 | G 51285 | Ebaleo |
| Washer, Lock, for selector lever nut .. | 1 | G 51694 | Ebaleper |
| Washer, Lock, for selector shaft nut .. | 1 | G 52086 | Ebaless |

o Please quote Chassis Number when ordering and also state Chassis Finish for parts marked o
 † Not required when four wheel brakes are fitted. * Alternatives.



SIDE LEVER MECHANISM



CHANGE GEAR AND BRAKE MECHANISM

(For chassis fitted with three-speed gear box)

The existing Catalogue is correct with the following revision:—

- °G 50967a, G50970a, G 50993.°
- G 50179a, G 50180a, °G 50966a, G 51188a (Series A to C).
- °G 51206a, G 51207a, G 51208a, G 51209a (used on Series D to part of Series F).
- Add Bush G 50199 to G 50179a and G 51207a.

EQUALISING MECHANISM FOR FOOT AND HAND BRAKES

The existing Catalogue is correct for chassis without F.W.B. with the following revision:—

- G 50429, G 50820a, G 50821a (Series A and B).
- G 51150, G 51152a, G 51153a (used on Series C to part of Series F).
- G 50811a, G 50812a (Series A to C).
- G 51148a, G 51149a (used on Series D to part of Series F).
- G 7993 replaced by Lubricator F 9771 *Enveloped* and Cap F 9775 *Enunciate*.
- E 14172 replaced by E 27485 *Eatuquire*.

EQUALISING MECHANISM FOR HAND BRAKES

DESCRIPTION

No. off

Piece No.

Code Word

For chassis fitted with F.W.B. the following revision is necessary:—

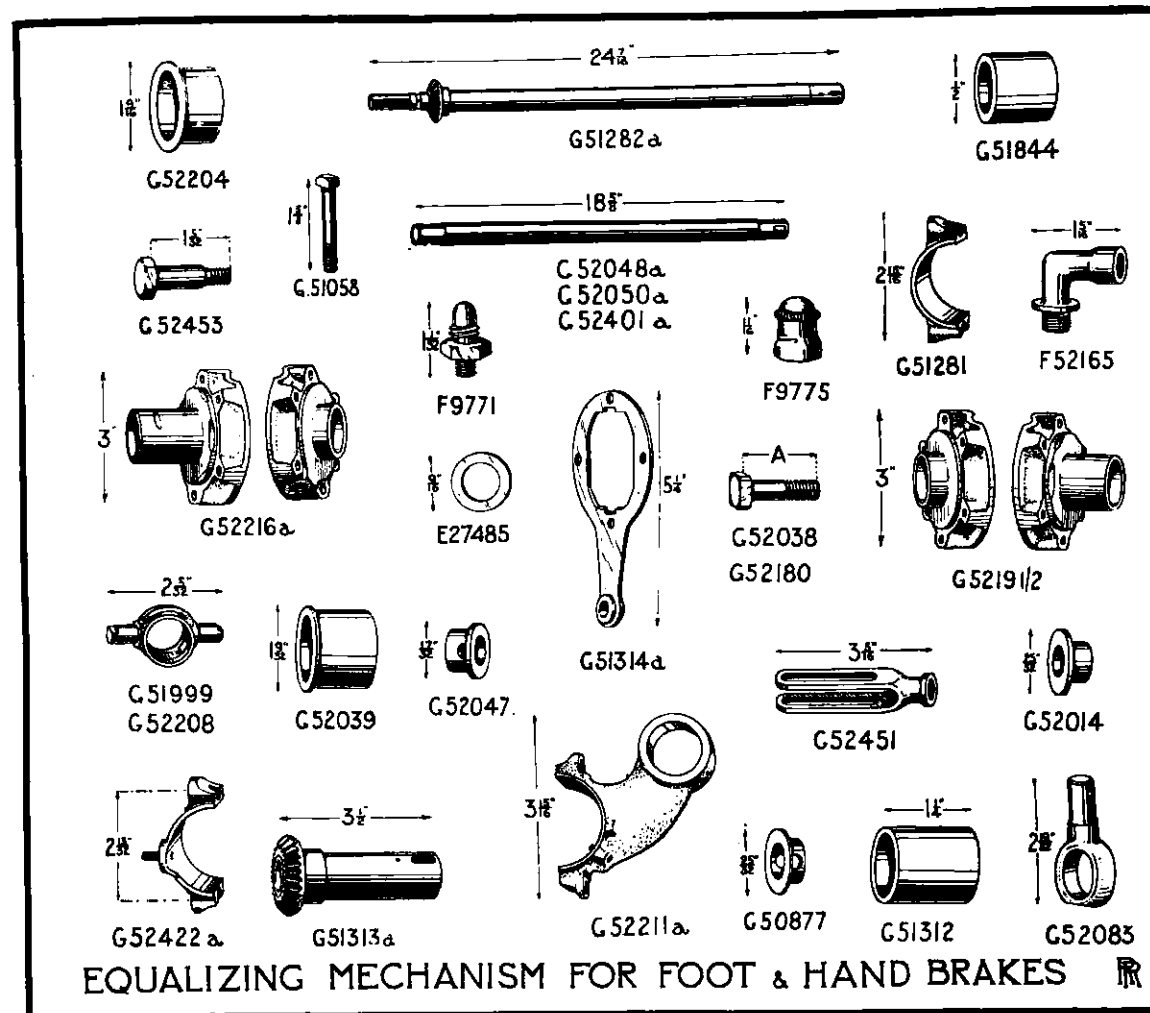
| DESCRIPTION | No. off | Piece No. | Code Word |
|---|---------|-----------|-----------|
| Cap for side bracket | 2 | G 51281 | Eatusand |
| Eye for centre cross tube bracket | 1 | G 52083 | Eatusieve |
| Lever, Differential | 1 | G 51314a | Eatusort |
| Piece, Distance, for short cross tube | 1 | G 51312 | Eatusoup |
| Tube, Cross (long), with bevel wheel | 1 | G 51282a | Eatusudan |
| Tube, Cross (short), with bevel wheel | 1 | G 51313a | Eatusugar |

EQUALISING MECHANISM AND COUNTERSHAFT FOR FOOT BRAKES

(Only required when four wheel brakes are fitted)

| DESCRIPTION | No. off | Piece No. | Code Word |
|---|---------|-----------|-----------|
| Bearing, Bevel Pinion, for front equaliser | 1 | G 51999 | Eatusuit |
| Bearing, Bevel Pinion, for rear equaliser | 1 | G 52208 | Eatusully |
| Bolt, Countershaft Housing to Gearbox (near side), A = 1 5/8" | 4 | G 52180 | Eatusump |
| Bolt, Countershaft Housing to Gearbox (off side), A = 1 3/8" | 4 | G 52038 | Eatutame |
| Bolt for rear equaliser intermediate bracket | 2 | G 51058 | Eatutight |
| Bolt for slotted fork on rear equaliser | 1 | G 52453 | Eatutar |
| Box, Differential, for front equaliser | 1 | G 52191/2 | Eatuteas |
| Box, Differential, for rear equaliser | 1 | G 52216a | Eatutend |
| Bracket, Intermediate, for rear equaliser | 1 | G 52211a | Eatuterse |
| Bush for countershaft | 2 | G 52039 | Eatutest |
| Bush for intermediate bracket | 1 | G 52204 | Eatutied |
| Bush for lever of front equaliser | 2 | G 51844 | Eatutiff |

° Please quote Chassis Number when ordering and also state Chassis Finish for parts marked °



EQUALIZING MECHANISM FOR FOOT & HAND BRAKES

| DESCRIPTION | No. off | Piece No. | Code Word |
|--|---------|-----------|-----------|
| Cap for rear equaliser intermediate bracket | 1 | G 52422a | Eatutilt |
| Cap for rear equaliser side bracket | 2 | G 51281 | Eatusand |
| Collar for pins (rod connecting front equaliser to Servo, Servo end of rear equaliser rod and pedal link | 4 | G 52047 | Eatuton |
| Collar for pull rope pin | 4 | G 50877 | Coundon |
| Collar for rope jaws on front equaliser | 4 | G 52014 | Eatuxlad |
| Countershaft (" B " type steering) | 1 | G 52048a | Eatwain |
| Countershaft (" D " type steering) (used on part of Series F to part of Series J) | 1 | G 52050a | Eatwall |
| Countershaft (" D " type steering) (used on part of Series J and on Series K) | 1 | G 52401a | Eatwand |
| Elbow for oil gun lubricator on front equaliser | 1 | F 52165 | Idmiston |
| Eye for cross tube inner bracket | 1 | G 52083 | Eatusieve |
| Fork, Slotted, from Servo pull rod to rear equaliser | 1 | G 52451 | Eatwar |

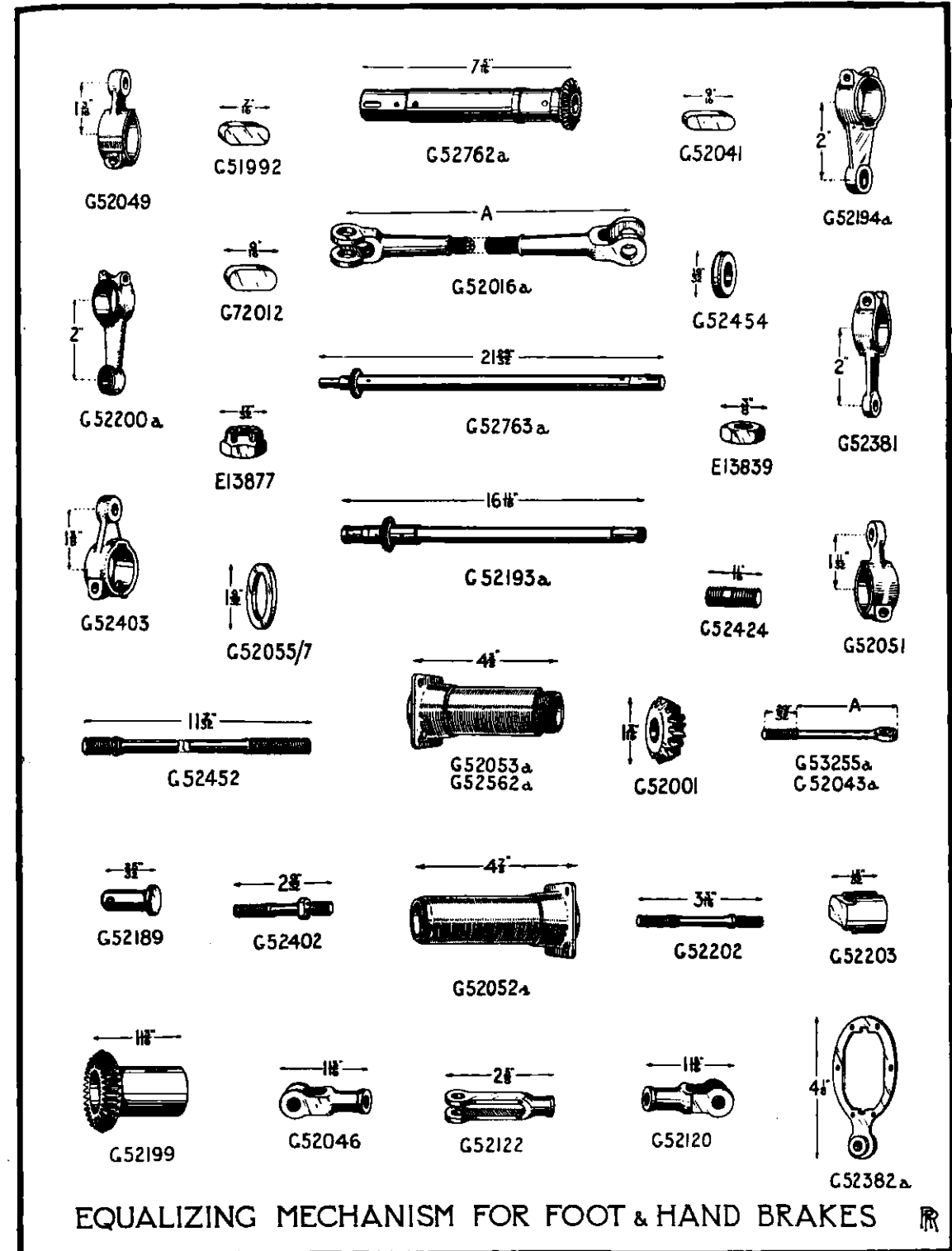
Please quote Chassis Number when ordering.

EQUALISING MECHANISM AND COUNTERSHAFT FOR FOOT BRAKES—continued

| DESCRIPTION | No. off | Piece No. | Code Word |
|--|---------|-----------|-----------|
| *Housing, Countershaft Bearing (near side) | 1 | G 52053a | Eatwave |
| *Housing, Countershaft Bearing (near side) | 1 | G 52562a | Eatwcan |
| Housing, Countershaft Bearing (off side) | 1 | G 52052a | Eatweir |
| Jaw for countershaft operating link | 1 | G 52046 | Eatweld |
| Jaw for pull rod from front equaliser to Servo | 1 | G 52120 | Eatwendy |
| Jaw for pull rod from front equaliser | 1 | G 52122 | Eatweque |
| Key for countershaft levers | 2 | G 52041 | Eatwerst |
| Key for lever of front equaliser | 2 | G 51992 | Eatwiate |
| Key for rear equaliser operating lever | 1 | G 72012 | Eatwiess |
| Lever, Brake Differential | 2 | G 52382a | Eatwife |
| Lever, Brake Operating, for front equaliser (near side) | 1 | G 52194a | Eatwight |
| Lever, Brake Operating, for front equaliser (off side) | 1 | G 52200a | Eatwild |
| Lever, Countershaft, for pedal connection ("B" type steering) | 1 | G 52049 | Eatwines |
| Lever, Countershaft, for pedal connection ("D" type steering) (used on part of Series F to part of Series J) | 1 | G 52049 | Eatwines |
| Lever, Countershaft, for pedal connection ("D" type steering) (used on part of Series J and on Series K) | 1 | G 52403 | Eatwiper |
| Lever, Countershaft, for Servo connection | 1 | G 52051 | Eatwired |
| Lever, Operating, Rear Equaliser, from pedal | 1 | G 52381 | Eatwist |
| Link, Operating, from pedal to countershaft ("B" type steering), A=1 1/8" | 1 | G 53255a | Eatwittle |
| Link, Operating, from pedal to countershaft ("D" type steering), A=2 3/8" (used on part of Series F to part of Series J) | 1 | G 52043a | Eatwoad |
| Nut for countershaft lever bolt | 2 | E 13839 | Assoilsie |
| Nut for slotted fork bolt | 1 | E 13877 | Bowsprit |
| Pin for equaliser pull rod jaw (Servo end) | 2 | G 52189 | Eatwoest |
| Pinion, Bevel | 4 | G 52001 | Eatwoking |
| Plug for differential box | 4 | G 52203 | Eatwoman |
| Rod, Pull, from front equaliser to Servo | 1 | G 52202 | Eatwon |
| Rod, Pull, for countershaft ("D" type steering) (used on part of Series J and on Series K) | 1 | G 52402 | Eatwoof |
| Rod, Pull, Servo to Rear Equaliser | 1 | G 52452 | Eatword |
| Rope, Wire, for front brake, with jaws, A=47 3/4" | 2 | G 52016a | Eatwuth |
| Stud for intermediate bracket cap | 1 | G 52424 | Eatwylt |
| Tube, Cross (long), with bevel wheel, for front equaliser | 1 | G 52193a | Eatyaar |
| Tube, Cross (long), with bevel wheel for rear equaliser | 1 | G 52763a | Eatyava |
| Tube, Cross (short), with bevel wheel, for rear equaliser | 1 | G 52762a | Eatyeast |
| Washer, Adjusting, for countershaft, .062" thick | 2 | G 52055 | Eatyeer |
| Washer, Adjusting, for countershaft, .087" thick | 2 | G 52056 | Eatyegge |
| Washer, Adjusting, for countershaft, .112" thick | 2 | G 52057 | Eatyein |
| Washer for slotted fork bolt | 1 | G 52454 | Eatyell |
| Wheel, Bevel, for front equaliser (near side) | 1 | G 52199 | Eatyeo |

Please quote Chassis Number when ordering.

* □ Alternatives.



EQUALIZING MECHANISM FOR FOOT & HAND BRAKES

FLYWHEEL AND CLUTCH

The existing Catalogue is correct from Series A to part of Series F with the following revision:—

- G 2220 replaced by E 6605 *Benzine*.
 G 50243 replaced by G 51504 (A=1") *Ebalester*.
 G 50244 replaced by G 51505 (A=1.1") *Ebalest*.
 G 50248 and G 50240 replaced by G 52314 *Ebalime*.
 G 50261 replaced by G 52849 *Ebalill*.
 G 50540 Flywheel (Series A to part of Series D) replaced by G 51507a *Eatuamon* (not illustrated).
 G 50782 replaced by G 52259 *Ebalinger*.
 G 50213 (used on part of Series A).
 G 51034 (used on part of Series A to Series K).
 G 51212a (used on part of Series D to Series J).

| DESCRIPTION | No. off | Piece No. | Code Word |
|----------------------------------|---------|-----------|-----------|
| Nut, Castellated (Series A to K) | 2 | E 6359 | Angular |

The following parts are used on part of Series F to Series K:—

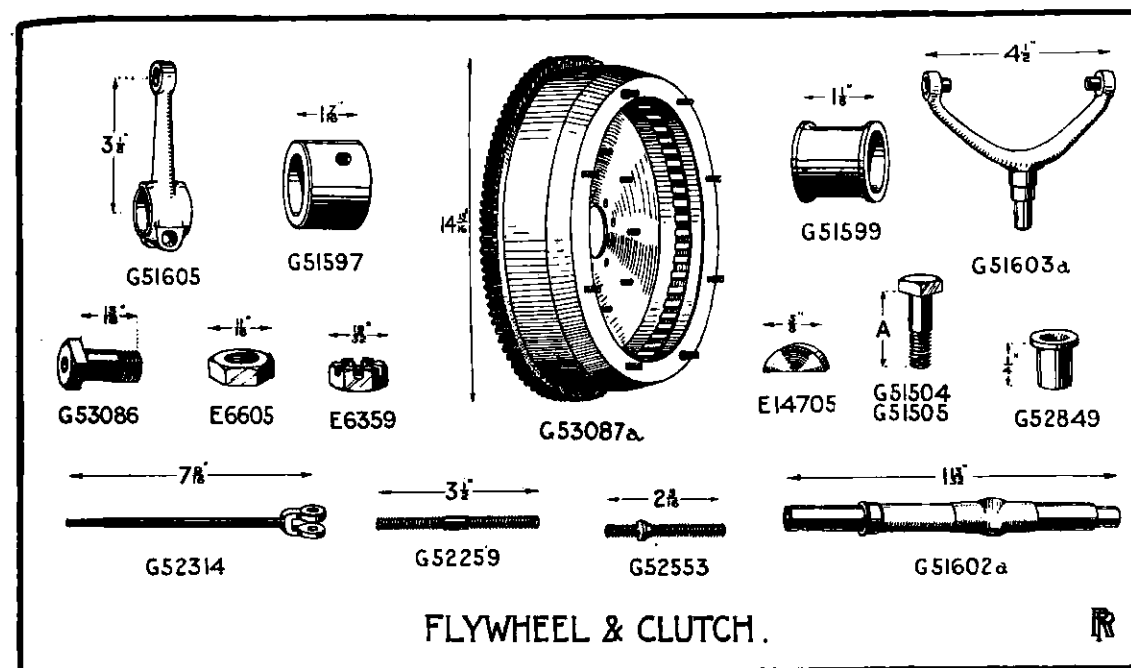
| | | | |
|---|---|----------|-----------|
| Bolt, Retaining, for flywheel (Series K) | 8 | G 53086 | Ebaletty |
| Bush for clutch operating shaft (off side) | 1 | G 51597 | Ebalever |
| Flywheel (Series K) | 1 | G 53087a | Ebalevy |
| Key, Woodruff, for clutch operating lever | 1 | E 14705 | Voussoir |
| Lever, Clutch Operating | 1 | G 51605 | Ebalewis |
| Lever, Forked Clutch Operating | 1 | G 51603a | Ebaley |
| Piece, Distance, between bush and operating lever | 1 | G 51599 | Ebalikes |
| Rod Pull ("D" type steering) (used on part of Series J and on Series K) | 1 | G 52553 | Ebalink |
| Shaft, Clutch Operating | 1 | G 51602a | Ebalinnet |

GEAR BOX AND SPEEDOMETER DRIVE (THREE-SPEED)

The existing Catalogue is correct with the following revision:—

- F 8260 replaced by F 52123 *Ibsley*. G 50057 replaced by G 74443 *Roejelly*.
 G 50275 replaced by G 51310 *Roejest* and G 52861 *Roejetty* (Alternatives).
 (not illustrated).
 G 50032a, G 50035, G 50036, G 50042a, G 50078, G 50079, G 50549, G 50559, G 50581a, G 50582, G 51035, G 51385a (used on part of Series A).
 E 9492, G 1760a, G 1761, G 4733, G 50849, G 50850, G 50887, G 51046, G 51047, G 51048a, G 51049, G 51050a (used on part of Series A to part of Series F).
 G 50048a, G 50061, G 50267, G 50965a, G 51096 (Series A to C).
 G 51201a, G 51202a, G 51203, G 51204, G 51217a, G 51376 (used on Series D to part of Series F).

Please quote Chassis Number when ordering.



FLYWHEEL & CLUTCH.

- G 50944 (Series A).
 G 50275 (used on Series A and on part of Series B).
 G 50759a (used on part of Series A and on part of Series B).
 G 50945 (used on part of Series A to Series C).
 G 50184a (used on part of Series B and on Series C).
 G 51036 (used on Series B to part of Series F).
 G 51064, G 51085a (used on part of Series B to part of Series F).

The following are added:—

| DESCRIPTION | No. off | Piece No. | Code Word |
|--|---------|-----------|-----------|
| †Cap for speedometer drive casing | 1 | G 51500 | Hiscope |
| ‡Housing for starter motor bearing (used on part of Series F) | 1 | G 51508 | Eavinever |
| ‡Housing for starter motor bearing (used on part of Series F) | 1 | G 52862 | Roelaces |
| §Washer, Adjusting, for starter motor housing, .036" thick, G 52863, <i>Ebacrow</i> ; .048" thick, G 52864, <i>Ebacruel</i> ; .064" thick, G 52865, <i>Ebacue</i> ; .080" thick, G 52866, <i>Ebacuff</i> . | | | |

Please quote Chassis Number when ordering.

For illustrations, see pages { † 88
 ‡ 90
 § 94


GEAR BOX AND SPEEDOMETER DRIVE (FOUR-SPEED)

| DESCRIPTION | No. of | Piece No. | Code Word |
|---|--------|-------------|-----------|
| Bearing and Cover for selector locking shaft | 1 | G 51585 | Eatyost |
| Bearing and Cover for speedometer drive | 1 | G 52109a | Eatyoster |
| Bearing, Ball Journal, for inner end of reverse shaft | 1 | Hoff. 320 | Roker |
| Bearing, Ball Journal, 72 m/m. × 35 m/m. × 17 m/m. | 1 | Hoff. 135 | Invieta |
| Bearing, Ball Journal, 72 m/m. × 30 m/m. × 19 m/m. | 2 | Hoff. 330 | Arley |
| Bearing, Ball Journal, 90 m/m. × 50 m/m. × 20 m/m. | 1 | Hoff. 150 | Dalelea |
| Bearing, Ball Journal, 80 m/m. × 35 m/m. × 21 m/m. | 1 | Hoff. 335 | Cakab |
| †Bearing, Ball Journal, 37 m/m. × 12 m/m. × 12 m/m. | 2 | Hoff. 312 | Belger |
| Bearing, Ball Journal, 35 m/m. × 15 m/m. × 11 m/m. | 1 | Hoff. 5031 | Roelall |
| Bearing, Ball Thrust, for Servo shaft, 62 m/m. × 25 m/m. × 17 m/m. | 1 | Hoff. 5037 | Eatyewo |
| Bearing, Ball Thrust, for Servo shaft, 52 m/m. × 20 m/m. × 15 m/m. | 1 | Hoff. 5034 | Eatyide |
| Bearing, Flexible Roller, between 1st and 3rd motion shafts | 1 | Hyatt 26882 | lochdar |
| Bearing, Roller, for rear end of reverse shaft, 52 m/m. × 20 m/m. × 15 m/m. | 1 | Hoff. R 320 | Eatyirst |
| Bearing, Roller Journal, 62 m/m. × 25 m/m. × 17 m/m. | 1 | Hoff. R 325 | Sciatic |
| Bolt for rear cover of 3rd motion shaft (used on part of Series F) | 6 | G 51842 | Eatyoar |
| Bolt, Taper, for securing Servo driving disc | 6 | G 52156 | Danby |
| Box, Gear, with studs and housings | 1 | G 51576a | Eatyoke |
| Bush for clutch operating shaft (near side) | 1 | G 51608a | Eatyonder |
| Bush for equaliser cross tube (near side) | 1 | G 51991 | Eatyouth |
| Bush for equaliser cross tube (off side) | 1 | G 51990 | Eatyued |
| Bush for 3rd and 4th speed selector shaft | 1 | G 51520a | Eatyugh |
| Bush, Split, for centre bearing of 2nd motion shaft | 1 | G 53117 | Eatyund |
| Cap for gear locating plunger | 3 | G 51514 | Eaubeau |
| †Cap for speedometer drive casing | 1 | G 51500 | Hischope |
| Catcher, Oil, on top front cover | 1 | G 52461 | Eaube! |
| Cover, Clutch Inspection | 1 | G 51907 | Eaucast |
| †Cover for Servo countershaft hole | 2 | G 52255 | Eaucr |
| Cover for selector lever (used on part of Series F to part of Series J) | 1 | G 51587 | Eaudemer |
| Cover for selector lever (used on part of Series J) | 1 | G 52986 | Eaudepuit |
| Cover for selector shaft, with pedal bearing ("B" type steering) | 1 | G 52075 | Eaudevie |
| Cover for selector shaft, with pedal bearing ("D" type steering) | 1 | G 52124 | Eauforte |
| Cover, Front End | 1 | G 51595a | Eaugrele |
| Cover, Rear, for reverse shaft | 1 | G 51593 | Eaugrehat |
| Cover, Rear, for 2nd motion shaft | 1 | G 51592 | Eauhoka |
| Cover, Rear, for 3rd motion shaft | 1 | G 51590 | Eaujohn |
| Cover, Top, Rear | 1 | G 52464 | Eaukiln |
| Cover, Top, Front, with oil guard | 1 | G 52463 | Eaulac |
| Disc, Friction Plate Driving | 1 | G 52146 | Dalmain |

Please quote Chassis Number when ordering.

† Not required when four wheel brakes are fitted.

‡ Not required when speedometer is fitted.



GEAR BOX

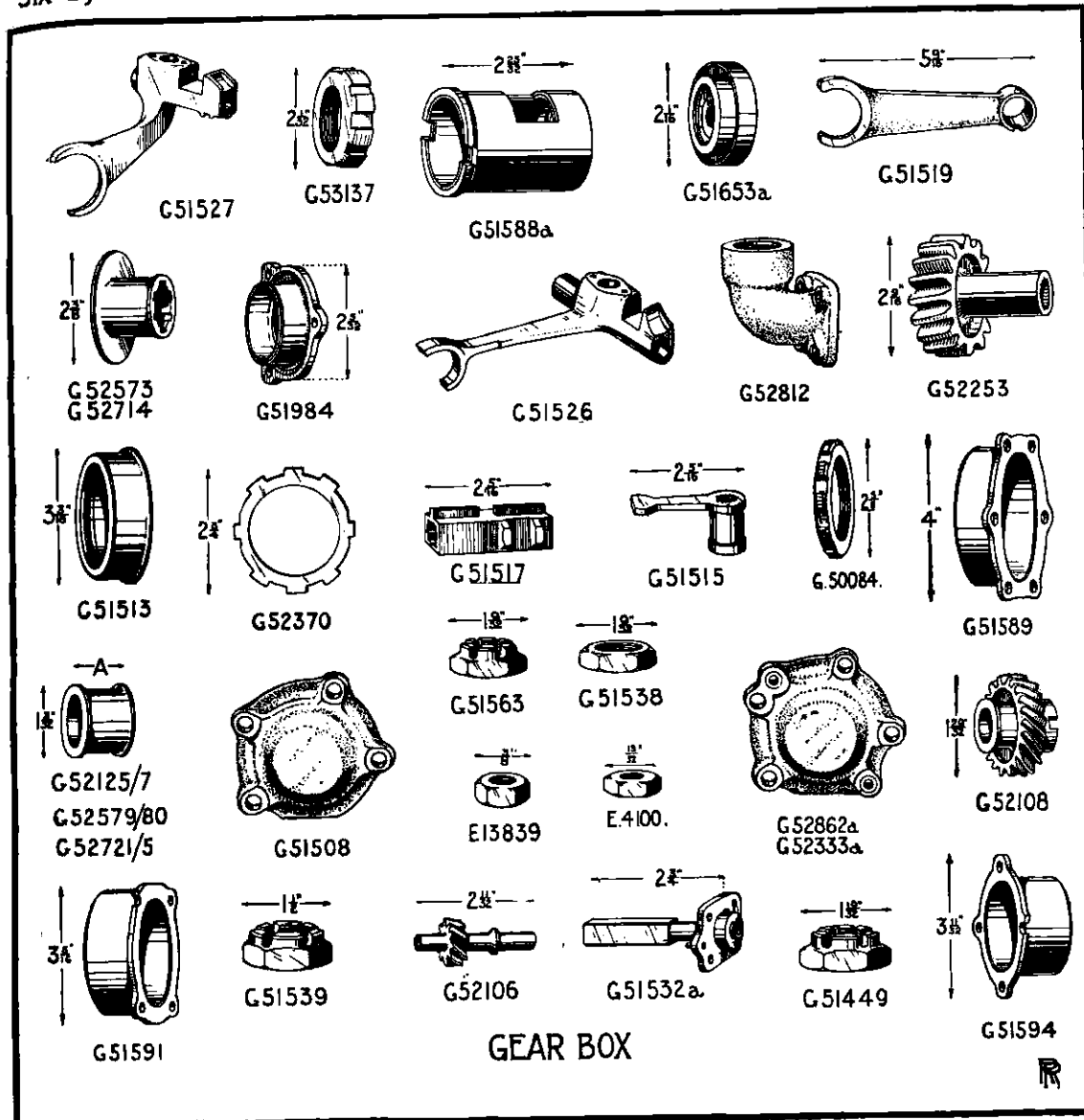
GEAR BOX AND SPEEDOMETER DRIVE—continued

| DESCRIPTION | No. off | Piece No. | Code Word |
|--|---------|-----------|-----------|
| Filler, Oil and Level Indicator | 1 | G 52812 | Eaumoira |
| Flange, with bearing, for selector lock | 1 | G 51532a | Eaunon |
| Fork, with slide, for reverse speed | 1 | G 51526 | Eauplus |
| Fork, with slide, for 1st and 2nd speeds | 1 | G 51527 | Eauquand |
| Fork, Sliding, for 3rd and 4th speeds | 1 | G 51519 | Eaurose |
| †Gear, Speedometer Driven | 1 | G 52253 | Eavatton |
| Gear, Speedometer Driven | 1 | G 52106 | Eavenue |
| Gear, Speedometer Driving | 1 | G 52108 | Eavepool |
| Guard, Oil, for Servo drive ball bearing (used on part of Series F and on Series G) | 1 | G 52573 | Eausells |
| Guard, Oil, for Servo drive ball bearing (Series H and J) | 1 | G 52714 | Eauthon |
| †Housing and Cover for speedometer drive bearing | 1 | G 51984 | Eaverse |
| Housing for centre bearing (3rd motion shaft) | 1 | G 51513 | Eavestry |
| Housing for rear bearing (reverse motion shaft) | 1 | G 51594 | Eavidious |
| Housing for rear bearing (2nd motion shaft) | 1 | G 51591 | Eavidour |
| Housing for rear bearing (3rd motion shaft) | 1 | G 51589 | Eavifar |
| Housing for reverse shaft bearing (front) | 1 | G 51588a | Eavimews |
| †Housing for speedometer drive bearing | 1 | G 51653a | |
| Housing for starter motor bearing (used on part of Series F to part of Series G) | 1 | G 51508 | Eavinever |
| □Housing for starter motor bearing (Series G to J) | 1 | G 52862a | Eavipart |
| □Housing for starter motor bearing (Series G to J) | 1 | G 52333a | Eavipence |
| Lever, Selector Lock (top) | 1 | G 51515 | Eavipurse |
| Lock, Selector | 1 | G 51517 | Eavirance |
| Nut, Castellated, for reverse shaft | 2 | G 51563 | Eavireel |
| Nut for front end of 2nd motion shaft | 1 | G 51449 | Eavirise |
| Nut for rear end of 2nd motion shaft | 1 | G 51539 | Eaviset |
| Nut for 1/8" dia. bolts | 16 | E 4100 | Bulwell |
| Nut for selector shaft flange and cover, and Servo driving disc | 17 | E 13839 | Assoilzie |
| Nut for 3rd motion shaft | 1 | G 53137 | Eaviton |
| Nut for 3rd and 4th speed sliding fork | 1 | G 51538 | Eaviwab |
| Nut, Retaining, for 1st motion shaft | 1 | G 50084 | Gorwydd |
| *Piece, Distance, for Servo drive worm wheel, A = .690" (used on part of Series F and on Series G) | 1 | G 52579 | Eaviwack |
| *Piece, Distance, for Servo drive worm wheel, A = .730" (used on part of Series F and on Series G) | 1 | G 52580 | Eaviwade |
| *Piece, Distance, for Servo drive worm wheel, A = .700" (used on part of Series F and on Series G) | 1 | G 52125 | Eaviwand |
| *Piece, Distance, for Servo drive worm wheel, A = .710" (used on part of Series F and on Series G) | 1 | G 52126 | Eaviwars |
| *Piece, Distance, for Servo drive worm wheel, A = .720" (used on part of Series F and on Series G) | 1 | G 52127 | Eaviwash |

Please quote Chassis Number when ordering.

† Not required when four wheel brakes are fitted.

□ * Alternatives.



GEAR BOX

| DESCRIPTION | No. off | Piece No. | Code Word |
|--|---------|-----------|-----------|
| ◆Piece, Distance, for Servo drive worm wheel, A = .610" (Series H and J) | 1 | G 52721 | Eaviwax |
| ◆Piece, Distance, for Servo drive worm wheel, A = .620" (Series H and J) | 1 | G 52722 | Eaviwaye |
| ◆Piece, Distance, for Servo drive worm wheel, A = .630" (Series H and J) | 1 | G 52723 | Eavoak |
| ◆Piece, Distance, for Servo drive worm wheel, A = .640" (Series H and J) | 1 | G 52724 | Eavogue |
| ◆Piece, Distance, for Servo drive worm wheel, A = .650" (Series H and J) | 1 | G 52725 | Eavoid |
| Plate, Locking, for oil thrower in 2nd motion shaft | 1 | G 52370 | Eavote |

◆ Alternatives.

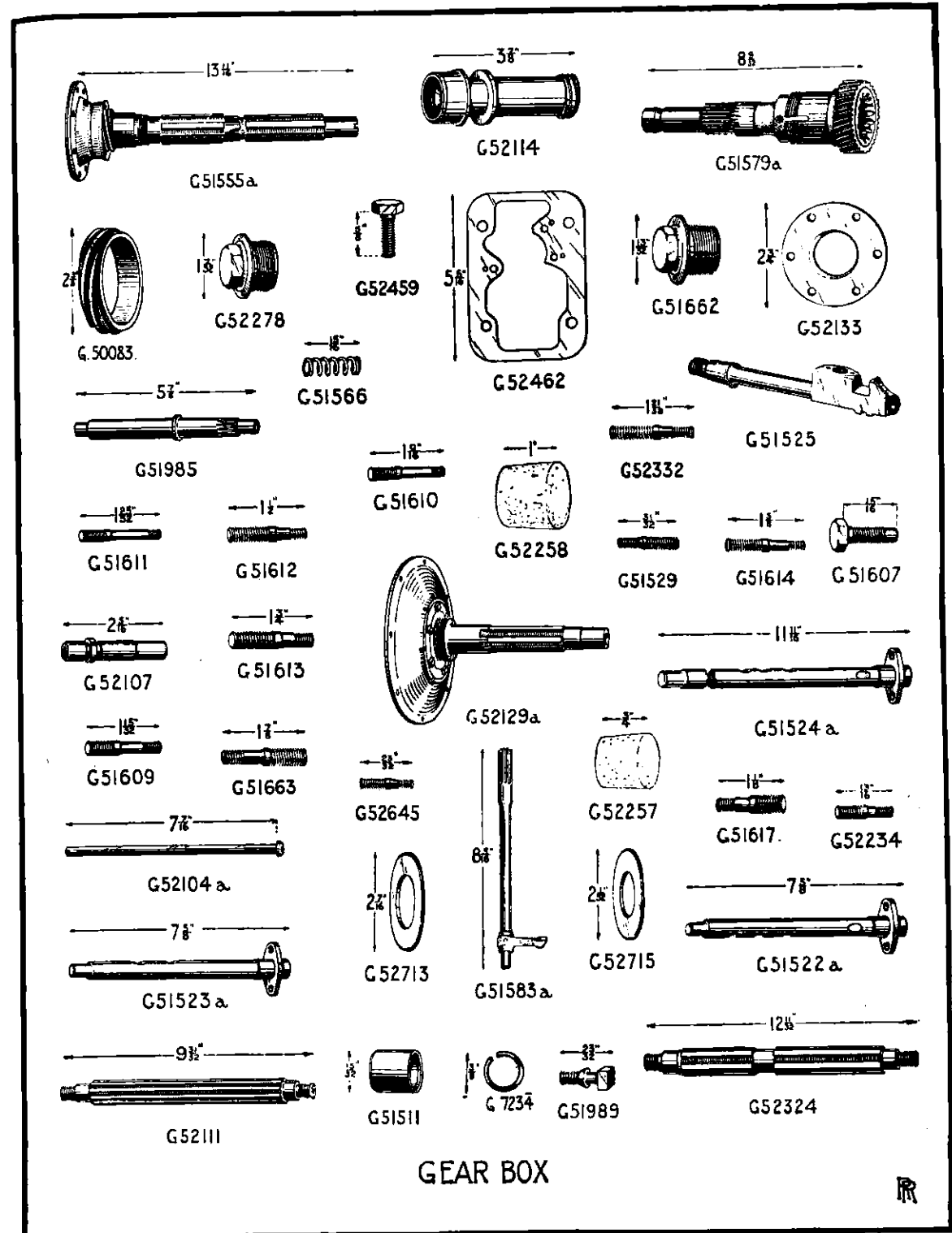
Please quote Chassis Number when ordering.

GEAR BOX AND SPEEDOMETER DRIVE—continued

| DESCRIPTION | No. off | Piece No. | Code Word |
|---|---------|-----------|-------------|
| Plate, Removal, for Servo ball bearing (large) (Series H and J) | 1 | G 52713 | Eavouch |
| Plate, Removal, for Servo ball bearing (small) (Series H and J) | 1 | G 52715 | Eavowel |
| Plate, Retaining, for ball bearing | 1 | G 52133 | Dalbiam |
| Plate, Supporting, for oil catcher | 1 | G 52462 | Eavowg |
| †Plug, Cork, for equaliser cross tube bush (near side) | 1 | G 52258 | Eavowar |
| †Plug, Cork, for equaliser cross tube bush (off side) | 1 | G 52257 | Eavowend |
| Plug for blanking stud hole | 3 | G 51989 | Eavoxay |
| Plug, Oil Drain | 1 | G 52278 | Eavoxen |
| Plug, Oil Filler | 1 | G 51662 | Eavoyage |
| Plunger for gear locating ball | 3 | G 51511 | Eavoyaght |
| Ring, Oil Retaining, for 1st motion shaft | 1 | G 50083 | Gorslas |
| Ring, Retaining, for rear cover bolt | 6 | G 7234 | Heworth |
| Screw, Retaining, for clutch shaft bush (off side) | 1 | G 51607 | Eavoyell |
| Screw, Retaining, for oil catcher | 3 | G 52459 | Eavoyours |
| †Shaft for speedometer driven gear | 1 | G 51985 | Eavpack |
| Shaft, Reverse | 1 | G 52111 | Eavpaddle |
| Shaft, Selector, for 1st and 2nd speeds | 1 | G 51522a | Eavpage |
| Shaft, Selector, for 3rd and 4th speeds | 1 | G 51524a | Eavpail |
| Shaft, Selector, for reverse speed | 1 | G 51523a | Eavpally |
| Shaft, Selector Lock, with lever (vertical) | 1 | G 51583a | Eavpaper |
| Shaft, Servo Drive | 1 | G 52129a | Eavpardon |
| Shaft, Speedometer Driving | 1 | G 52104a | Eavparley |
| Shaft, 1st Motion | 1 | G 51579a | Eavparrot |
| Shaft, 2nd motion | 1 | G 52324 | Eavparts |
| Shaft, 3rd Motion | 1 | G 51555a | Eavpasack |
| Sleeve, Serrated, for reverse shaft | 1 | G 52114 | Eavpasafe |
| Slide for 3rd and 4th speed selector fork | 1 | G 51525 | Eavpasad |
| Spindle for speedometer driving gear | 1 | G 52107 | Ebaclean |
| Spring, Gear Locating Plunger | 3 | G 51566 | Ebaclient |
| Stud for change gear bracket | 4 | G 51663 | Ebaclinch |
| Stud for clutch inspection cover | 2 | G 52645 | Ebacling |
| Stud for clutch inspection cover | 2 | G 52234 | Ebacllock |
| Stud for front cover | 2 | G 52332 | Ebaclod |
| Stud for front end cover | 6 | G 51612 | Ebaclloth |
| Stud for front end cover | 4 | G 51613 | Ebacllover |
| Stud for reverse shaft and 2nd motion shaft rear covers | 7 | G 51614 | Ebaclycle |
| Stud for selector lever cover | 2 | G 51610 | Ebaclcobble |
| Stud for selector lever cover | 2 or 3 | G 51611 | Ebaclcoals |
| Stud for selector lock bearing flange | 4 | G 51617 | Ebaclcode |
| Stud for selector lock cover | 2 | G 51609 | Ebaclcoin |
| Stud for selector shaft flange | 6 | G 51529 | Ebaclcoke |

Please quote Chassis Number when ordering.

† Not required when four wheel brakes are fitted.



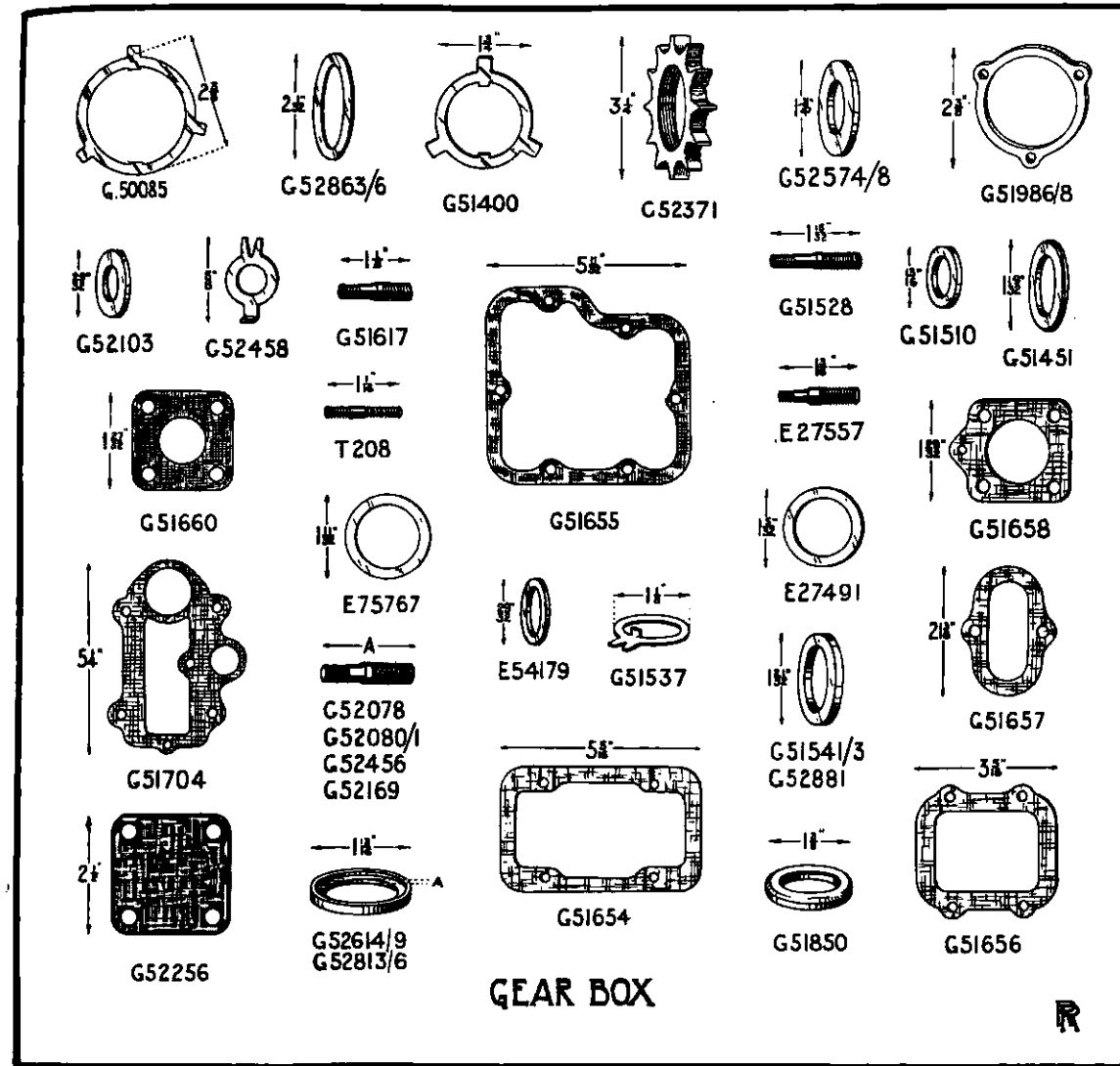
GEAR BOX

GEAR BOX AND SPEEDOMETER DRIVE—continued

| DESCRIPTION | No. off | Piece No. | Code Word |
|---|---------|-----------|-----------|
| Stud for selector shaft cover and bearing ("B" type steering), A=1.275" | 4 | G 52078 | Ebacollar |
| Stud for selector shaft cover and bearing ("D" type steering), A=1.550" | 4 | G 52169 | Ebacoma |
| Stud for Servo bridge bracket (bottom), A=1.975" | 1 | G 52081 | Ebacomic |
| Stud for Servo bridge bracket (top), A=1.575" | 1 | G 52080 | Ebacook |
| †Stud for speedometer drive cover | 3 | T 208 | Allfours |
| Stud for top front cover, A=1.475" | 3 | G 52456 | Ebacopen |
| Stud for top front cover (short) | 1 | G 51617 | Ebacode |
| Stud for top rear cover | 6 | E 27557 | Ebacost |
| Stud, Oil Filler | 4 | G 51528 | Ebacotes |
| Thrower, Oil, on 2nd motion shaft | 1 | G 52371 | Ebacover |
| *Washer, Adjusting, for Servo drive worm wheel, .080" thick | 1 | G 52574 | Ebacow |
| *Washer, Adjusting, for Servo drive worm wheel, .090" thick | 1 | G 52575 | Ebacoxen |
| *Washer, Adjusting, for Servo drive worm wheel, .100" thick | 1 | G 52576 | Ebacrab |
| *Washer, Adjusting, for Servo drive worm wheel, .110" thick | 1 | G 52577 | Ebacrack |
| *Washer, Adjusting, for Servo drive worm wheel, .120" thick | 1 | G 52578 | Ebacradle |
| †Washer, Adjusting, for speedometer drive end cover, .075" thick | 1 | G 51986 | Ebacrane |
| †Washer, Adjusting, for speedometer drive end cover, .100" thick | 1 | G 51987 | Ebacrayon |
| †Washer, Adjusting, for speedometer drive end cover, .125" thick | 1 | G 51988 | Ebacrazy |
| ◆Washer, Adjusting, for starter motor housing, .036" thick | 1 | G 52863 | Ebacrow |
| ◆Washer, Adjusting, for starter motor housing, .048" thick | 1 | G 52864 | Ebacruel |
| ◆Washer, Adjusting, for starter motor housing, .064" thick | 1 | G 52865 | Ebacue |
| ◆Washer, Adjusting, for starter motor housing, .080" thick | 1 | G 52866 | Ebacuff |
| ◆Washer, Adjusting, for 2nd motion shaft, .125" thick | 1 | G 51541 | Ebacustom |
| ◆Washer, Adjusting, for 2nd motion shaft, .150" thick | 1 | G 51542 | Ebadabble |
| ◆Washer, Adjusting, for 2nd motion shaft, .175" thick | 1 | G 51543 | Ebadace |
| ◆Washer, Adjusting, for 2nd motion shaft, .200" thick | 1 | G 52881 | Ebadally |
| Washer, Distance, for flexible roller bearing | 1 | G 51850 | Ebadamp |
| ▲Washer, Distance, for 2nd speed gear wheel, A=.125" | 1 | G 52614 | Ebadance |
| ▲Washer, Distance, for 2nd speed gear wheel, A=.130" | 1 | G 52615 | Ebadandy |
| ▲Washer, Distance, for 2nd speed gear wheel, A=.135" | 1 | G 52616 | Ebadanger |
| ▲Washer, Distance, for 2nd speed gear wheel, A=.140" | 1 | G 52617 | Ebadanish |
| ▲Washer, Distance, for 2nd speed gear wheel, A=.145" | 1 | G 52618 | Ebadaring |
| ▲Washer, Distance, for 2nd speed gear wheel, A=.150" | 1 | G 52619 | Ebadarken |
| ▲Washer, Distance, for 2nd speed gear wheel, A=.155" | 1 | G 52813 | Ebadarts |
| ▲Washer, Distance, for 2nd speed gear wheel, A=.160" | 1 | G 52814 | Ebadash |
| ▲Washer, Distance, for 2nd speed gear wheel, A=.165" | 1 | G 52815 | Ebadavit |
| †Washer for speedometer drive cap | 1 | G 52816 | Ebadawn |
| Washer, Fibre Joint, for change gear bracket | 1 | E 54179 | Eatuquair |
| Washer, Fibre Joint, for oil filler | 1 | G 51704 | Ebadeal |
| Washer, Fibre Joint, for selector lock flange | 1 | G 51660 | Ebadebt |
| Washer, Fibre Joint, for selector lock cover | 1 | G 51658 | Ebadecent |
| Washer, Fibre Joint, for selector shaft cover | 1 | G 51657 | Ebadeed |
| †Washer, Fibre Joint, for Servo countershaft cover | 2 | G 51656 | Ebadefer |
| | | G 52256 | Ebademon |

Please quote Chassis Number when ordering.

† Not required when four wheel brakes are fitted.
 * □ ◆ † Alternatives.
 † Not required when speedometer is fitted.



| DESCRIPTION | No. off | Piece No. | Code Word |
|---|---------|-----------|-----------|
| Washer, Fibre Joint, for top front cover | 2 | G 51654 | Ebadent |
| Washer, Fibre Joint, for top rear cover | 2 | G 51655 | Ebadepart |
| Washer for oil drain plug | 1 | E 27491 | Ebeaf |
| Washer for oil filler tube | 1 | E 75767 | Ebeard |
| Washer for selector lock operating rod | 1 | G 51510 | Ebadew |
| Washer for speedometer drive wheel | 1 | G 52103 | Ebadicken |
| Washer, Inner Bearing Retaining, for 2nd motion shaft | 1 | G 51451 | Ebadine |
| Washer, Lock, for oil catcher retaining screw | 3 | G 52458 | Ebadock |
| Washer, Locking, for sliding fork nut | 1 | G 51537 | Ebadole |
| Washer, Locking, for 1st motion shaft nut | 1 | G 50085 | Gowdall |
| Washer, Locking, for 3rd motion shaft nut | 1 | G 51400 | Ebadoor |

Please quote Chassis Number when ordering.

GEAR BOX AND SPEEDOMETER DRIVE—continued

| DESCRIPTION | No. off | Piece No. | Code Word |
|--|---------|-----------|-----------|
| Washer, Paper, for speedometer drive cover | 1 | G 52425 | Ebadoped |
| Washer, Paper Joint, for front end cover | 1 | G 52738 | Ebadye |
| Washer, Paper Joint, for rear cover of 2nd motion shaft, A=2 $\frac{1}{8}$ " | 1 | G 52732 | Ebafable |
| Washer, Paper Joint, for rear cover of 1st and 3rd motion shaft | 1 | G 52736 | Ebaface |
| Washer, Paper Joint, for rear housing of 2nd motion shaft, A=2 $\frac{1}{8}$ " | 1 | G 52734 | Ebafail |
| Washer, Paper Joint, for rear housing of 1st and 3rd motion shaft | 1 | G 52733 | Ebafamous |
| Washer, Paper Joint, for rear housing of reverse shaft, A=2 $\frac{1}{8}$ " | 1 | G 52735 | Ebafarm |
| Washer, Paper Joint, for Servo countershaft flange | 1 | G 52737 | Ebafast |
| Washer, Rear Bearing Retaining, for 2nd motion shaft | 1 | G 52731 | Ebafatten |
| Washer, Retaining, for reverse shaft bearing | 1 | G 51540 | Ebafeed |
| Wheel, Gear (Constant Mesh), on 2nd motion shaft | 2 | G 51564 | Ebafegn |
| Wheel, Gear (Large), on reverse shaft | 1 | G 51545 | Ebafern |
| Wheel, Sliding Gear (Small), on 2nd motion shaft | 1 | G 52113 | Ebafetch |
| Wheel, Sliding Gear (Large), on 2nd motion shaft | 1 | G 52466 | Ebafew |
| Wheel, Gear (Small), on reverse shaft | 1 | G 52467 | Ebaflag |
| Wheel, Gear, 3rd speed on 2nd motion shaft | 1 | G 52112 | Ebafame |
| Wheel, Sliding Gear, for 3rd and 4th speeds | 1 | G 51546 | Ebafaxen |
| Wheel, 1st Speed Gear, with worm, for Servo drive | 1 | G 51554 | Ebafing |
| Wheel, 2nd Speed Gear, on 3rd motion shaft | 1 | G 52980 | Ebafip |
| Wheel, Worm, for Servo and speedometer drives | 1 | G 52386 | Ebafloat |
| | 1 | G 52388 | Ebaflock |

SERVO MOTOR

| DESCRIPTION | No. off | Piece No. | Code Word |
|--|---------|-----------|-----------|
| Bearing, Servo | 1 | G 52158 | Danckwert |
| Bolt, Clamping, for suspension tube | 1 | G 52025 | Roelamb |
| Bolt for securing friction plate to driving disc | 1 | G 52185 | Danvers |
| *Bracket for supporting bridge, A=.5" | 8 | G 52163a | Daniel |
| *Bracket for supporting bridge, A=.5156" | 1 | G 52560a | Dannatt |
| □Bridge, Supporting, A=.5" | 1 | G 52161a | Daneman |
| □Bridge, Support, A=.515" | 1 | G 52561a | Danfield |
| Bush for balancing lever | 1 | G 52023 | Roelanes |
| Bush for bearing bridge | 2 | G 52136 | Dalgety |
| Bush for brake actuating levers | 1 | G 52137 | Dalgleish |
| Cage, Ball, with balls | 2 | G 52159a | Dannhorn |
| Collar for jaw pins | 2 | G 52047 | Dahan |
| Collar for spring | 8 | G 52028 | Roelapp |
| Dowel for supporting bridge bracket | 1 | G 52162 | Dargues |
| ◇Dowel for supporting bridge, A=.4995" | 1 | G 52153 | Dancocks |
| ◇Dowel for supporting bridge, A=.515" | 1 | G 52559 | Dandridge |

Please quote Chassis Number when ordering.

* □ ◇ Alternatives.

Illustrations of gear box components including gears, washers, and flanges with dimensions and part numbers:

- G51546 (Gear, 3 $\frac{1}{2}$ " diameter)
- G52113 (Gear, 2 $\frac{1}{8}$ " diameter)
- G52738 (Flange, 7 $\frac{1}{8}$ " diameter)
- G52112 (Gear, 1 $\frac{1}{8}$ " diameter)
- G51545 (Gear, 4 $\frac{1}{8}$ " diameter)
- G52734 (Flange, 2 $\frac{1}{8}$ " diameter)
- G52388 (Gear, 2 $\frac{1}{8}$ " diameter)
- G52735 (Flange, 3 $\frac{1}{2}$ " diameter)
- G52425 (Gear, 3 $\frac{1}{2}$ " diameter)
- G52466 (Gear, 2 $\frac{1}{8}$ " diameter)
- G52980 (Gear, 5 $\frac{1}{8}$ " diameter)
- G52736 (Flange, A diameter)
- G52737 (Flange, A diameter)
- G51564 (Gear, 1 $\frac{1}{8}$ " diameter)
- G51540 (Washer, 1 $\frac{1}{2}$ " diameter)
- G52732 (Flange, A diameter)
- G52733 (Flange, A diameter)
- G52467 (Gear, 3 $\frac{1}{8}$ " diameter)
- G52112 (Gear, 3 $\frac{1}{8}$ " diameter)
- G51546 (Gear, 3 $\frac{1}{8}$ " diameter)
- G51554 (Gear, 3 $\frac{1}{8}$ " diameter)
- G52980 (Gear, 3 $\frac{1}{8}$ " diameter)
- G52386 (Gear, 3 $\frac{1}{8}$ " diameter)
- G52388 (Gear, 3 $\frac{1}{8}$ " diameter)
- G52735 (Flange, 3 $\frac{1}{2}$ " diameter)
- G52467 (Gear, 3 $\frac{1}{8}$ " diameter)
- G52386 (Gear, 4 $\frac{1}{8}$ " diameter)
- G51554 (Gear, 3 $\frac{1}{8}$ " diameter)
- G52734 (Flange, 3 $\frac{1}{2}$ " diameter)

GEAR BOX

Illustrations of servo motor components including bearings, bolts, brackets, and bridges with dimensions and part numbers:

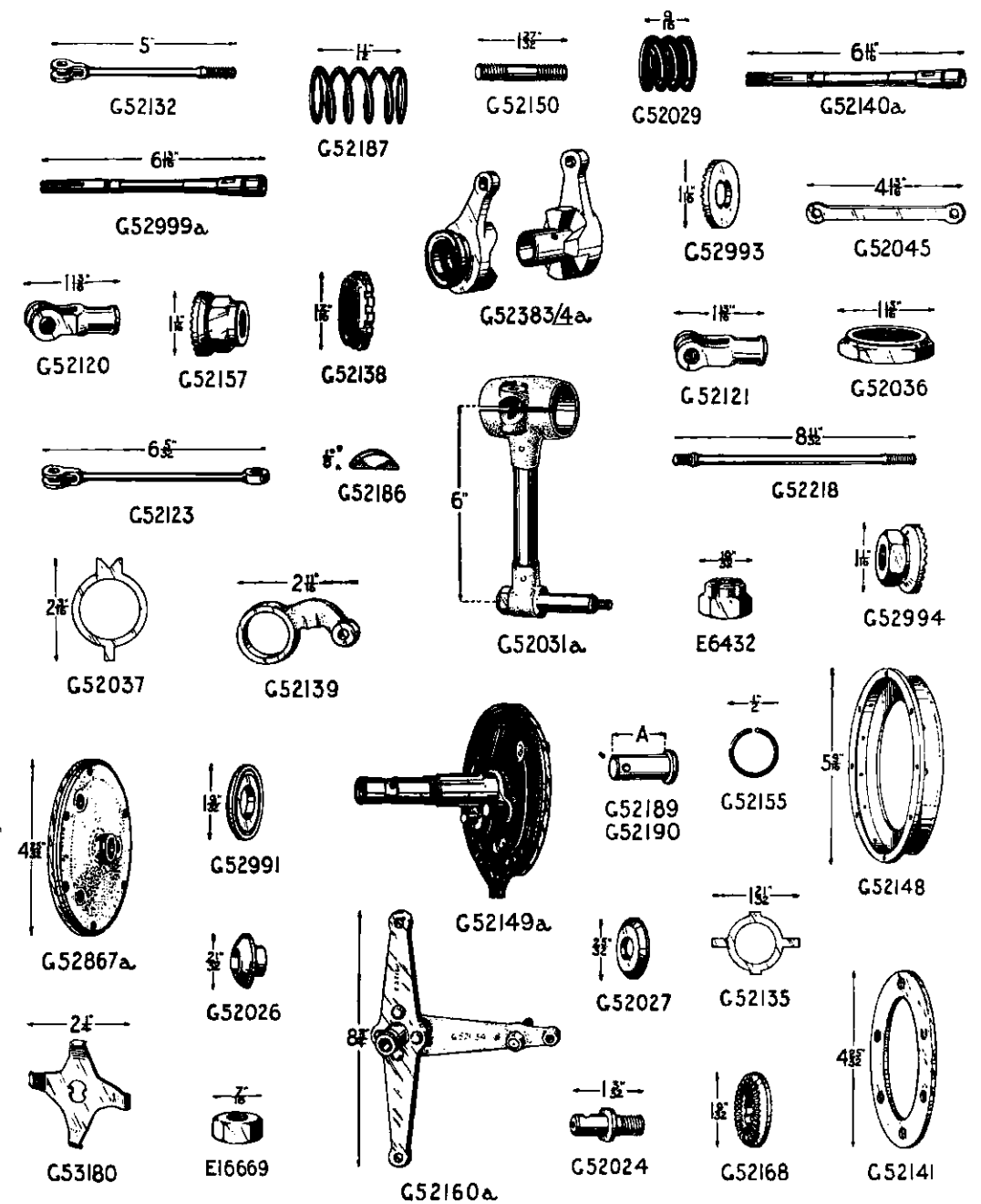
- G52023 (Bearing, 1 $\frac{1}{8}$ " diameter)
- G52028 (Bearing, 1 $\frac{1}{8}$ " diameter)
- G52136 (Bearing, 1 $\frac{1}{8}$ " diameter)
- G52025 (Bolt, 2 $\frac{1}{2}$ " length)
- G52185 (Bolt, 1 $\frac{1}{2}$ " length)
- G52162 (Bracket, 1 $\frac{1}{8}$ " diameter)
- G52047 (Bracket, 1 $\frac{1}{8}$ " diameter)
- G52137 (Bracket, 1 $\frac{1}{8}$ " diameter)
- G52163a (Bracket, 2 $\frac{1}{8}$ " length)
- G52560a (Bracket, 2 $\frac{1}{8}$ " length)
- G52159a (Bridge, 1 $\frac{1}{8}$ " diameter)
- G52158 (Bridge, 1 $\frac{1}{8}$ " diameter)
- G52153 (Bridge, 1 $\frac{1}{8}$ " diameter)
- G52559 (Bridge, 1 $\frac{1}{8}$ " diameter)
- G52161a (Bridge, 8 $\frac{1}{8}$ " length)
- G52561a (Bridge, 8 $\frac{1}{8}$ " length)

SERVO MOTOR

SERVO MOTOR—continued

| DESCRIPTION | No. off | Piece No. | Code Word |
|---|---------|------------|------------|
| Jaw for Servo operating rod (front) | 1 | G 52120 | Dainowe |
| Jaw for Servo operating rod (rear) and balancing lever rods | 2 | G 52121 | Daintey |
| Key for pressure plate shaft | 1 | G 52186 | Darbshire |
| Levers, Balancing | 1 | G 52160a | Roelary |
| Lever, Brake Actuating | 2 | G 52139 | Dalkin |
| Levers, Servo Actuating and Pedal Operating | 1 | G 52383/4a | Darlinson |
| Lining, Friction, for pressure plates | 2 | G 52141 | Dallyn |
| Link, Connecting | 2 | G 52045 | Dagwell |
| Nut, Adjusting, for friction plates (used on part of Series F to Series J) | 1 | G 52157 | Dancer |
| Nut, Adjusting, for friction plates (Series K) | 1 | G 52994 | Eaturued |
| Nut for balancing lever fulcrum pin | 1 | E 6432 | Actinia |
| Nut for clamping bolt | 1 | E 16669 | Eatsunned |
| Nut, Retaining, for outer pressure plate | 1 | G 52138 | Daliday |
| Nut, Retaining, for suspension tube | 1 | G 52036 | Roelater |
| Pin for connecting forward motion rod to balancing lever, and pull rod to rear equaliser, A = .775" | 4 | G 52190 | Darell |
| Pin for connecting link and Servo operating levers, A = .7" | 3 | G 52189 | Darbson |
| Pin for reverse drag link (bottom) | 1 | G 52024 | Roeleads |
| Plate, Friction | 1 | G 52148 | Dalrymple |
| Plate, Pressure (inner) | 1 | G 52867a | Darnel |
| Plate, Pressure (outer) | 1 | G 52149a | Dalyell |
| Ring, Spring | 1 | G 52155 | Damman |
| Rod, Pull (Forward Motion) | 1 | G 52132 | Dakin |
| Rod, Pull (Reverse Motion) | 1 | G 52123 | Daish |
| Rod, Pull, Servo to rear equaliser | 1 | G 52218 | Darfield |
| Seating, Spherical, for spring | 1 | G 52026 | Roeleber |
| Shaft, Inner Pressure Plate (used on part of Series F to Series J) | 1 | G 52140a | Dallmeyer |
| Shaft, Inner Pressure Plate (Series K) | 1 | G 52999a | Eaturural |
| Spring for suspension tube | 1 | G 52029 | Roelee |
| Spring for plate (Series K) | 1 | G 53180 | Eaturush |
| Spring, Separating, for pressure plate | 1 | G 52187 | Daplyne |
| Stud for bridge | 1 | G 52150 | Damala |
| Tube, Suspension, for balancing lever | 1 | G 52031a | Roellegend |
| Washer, Adjusting (Series K) | 1 | G 52993 | Eatusatan |
| Washer, Ball Thrust (used on part of Series F to Series J) | 1 | G 52168 | Danson |
| Washer, Ball Thrust (Series K) | 1 | G 52991 | Eatusemon |
| Washer for balancing lever fulcrum pin | 1 | G 52027 | Roelens |
| Washer, Locking | 1 | G 52037 | Roeleon |
| Washer, Locking, for pressure plate retaining nut | 1 | G 52135 | Daldy |

Please quote Chassis Number when ordering.



SERVO MOTOR

PROPELLER SHAFT AND UNIVERSAL COUPLINGS

The existing Catalogue is correct from Series A to K with the following revision :—

F 9772 (Series A and B).

G 50282 (Series A to E).

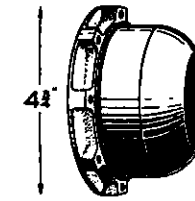
F 10089 (Series C to K).

G 50712a replaced by G 51309a *Ebaliquor* E 9654 replaced by F 76497 *Ebalid*

G 50297a is alternative with G 51086a *Ebalion* and G 51087a *Ebalips*

G 51094a Rear Coupling is replaced by G 51327a *Ebalipton* on Series F to K.

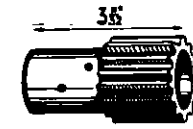

Please quote Chassis Number when ordering.



G51327a



F76497

G51086a
G51087a

G51309a

PROPELLER SHAFT & UNIVERSAL JOINTS.



BATTERY AND FITTINGS

The existing Catalogue is correct from Series A to K with the following revision:—

F 51281, F 51830 obsolete.

F 50511 replaced by F 52880 *Ebaneful* (Series A to J).

F 50746 replaced by F 53065 *Ebargo* (Series A to E).

F 52679 replaced by F 54781 *Eballast* (Series C to K).

F 51787 (used on Series A to H and on Series K).

F 50579a, F 50850, F 51083, F 51108a, F 52749a, Battery Box "A" *Ulmaby* (Series A and B).

F 50517/8a (Series A to E).

F 50516a, F 51169, F 52985, F 53025 (Series A to H).

F 52558a (Series C to J).

F 52240a, F 52556 (Series C to E).

Battery Box "B" *Tremane* (Series C and D).

F 52230a, F 52231, F 52235a, F 52299, F 52669 (Series C to K).

| DESCRIPTION | No. off | Piece No. | Code Word |
|--|---------|-----------|-----------|
| Band, Battery Box Support (Series J) | 1 | F 53499 | Ebalisp |
| Bolt for centre stay bracket (Series F to H) .. . | 2 | F 53310 | Ebalisted |
| Bolt for centre stay bracket (Series F to H) .. . | 1 | F 53311 | Ebalitho |
| Bolt for centre stay bracket (Series J and K) .. . | 4 | F 54224 | Ebalitter |
| Bolt for centre stay bracket (Series K) .. . | 2 | F 54446 | Ebalive |
| Bolt for centre stay jaw (bottom) (Series J) .. . | 1 | F 54200 | Ebalkans |
| Bolt for centre stay jaw (top) (Series J) .. . | 1 | F 54227 | Eballad |
| Bolt for rear support bracket (Series C to J) .. . | 1 | F 54142 | Eballoon |
| Bolt for rear support bracket (Series C to J) .. . | 2 | F 54345 | Ebalmore |
| Bolt for rear support bracket (Series K) .. . | 1 | E 19538 | Embroider |
| Box, Battery, complete with lid (Series E to H) .. . | 1 | — | Ebamboo |
| Box, Battery, complete with lid (Series J) .. . | 1 | — | Ebanana |
| Box, Battery, complete with lid (Series K) .. . | 1 | — | Ebanded |
| Bracket for centre stay of battery box, A = .875" (Series J) | 1 | F 54199 | Ebang |
| Bracket for centre stay of battery box, A = 1" (Series K) .. | 1 | F 54445 | Ebanker |
| Conduit, Battery Box (Series F to K) .. . | 1 | F 53200a | Ebanns |
| Lid for battery box (Series F to K) .. . | 1 | F 53199 | Ebantam |
| Nut for centre stay bolts (Series K) .. . | 1 | E 7493 | Altitude |
| Plate, Packing, for centre stay (Series J and K) .. . | 1 | F 54225 | Ebaptise |
| Stay, Centre Battery Box (Series J) .. . | 1 | F 54197a | Ebarbed |
| Stay, Centre Battery Box (Series K) .. . | 1 | F 54444a | Ebare |

BODY LIGHTING AND JUNCTION BOX

The existing Catalogue is correct from Series A to K with the following addition:—

| DESCRIPTION | No. off | Piece No. | Code Word |
|--|---------|-----------|-----------|
| Box, Body Lighting and Junction, complete .. . | 1 | — | Axelrad |

Please quote Chassis Number when ordering.

Technical drawings of battery components and fittings. Part numbers include F54444a, F53199, F54197a, F54446, F54227, F54142, F53065, F54224, E19538, F53310, F54345, F53311, F54781, F54200, F54225, F54200, F52880, F53200a, F5499, E7493, and F54225. Dimensions shown include 5 1/8", 15", 5 1/2", 9 1/8", and 8 3/8".

BATTERY BOX COMPLETE

BATTERY & FITTINGS.

Technical drawing of a dome-shaped body lighting and junction box. Part number: BODY LIGHTING & JUNCTION BOX COMPLETE.

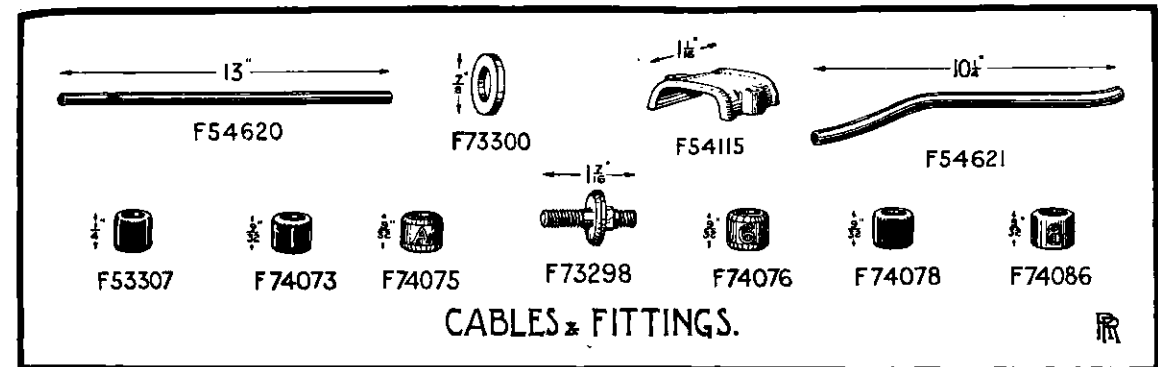
BODY LIGHTING & JUNCTION BOX.

CABLES AND FITTINGS

The existing Catalogue is correct from Series A to K with the following revision:—

- F 51661, F 52137, F 52364, F 52622, F 52623 obsolete.
- F 50567, F 51111, F 51124, F 51536, F 51652, F 51653, F 51654, F 51655, F 51669,
F 51669/70a, F 51828, F 51847, F 51876, F 51877, F 51884a, F 51916, F 51917, F 51918a,
F 51919, F 51922a, F 51923, F 51924a, F 51925a, F 52042, F 52199, F 52200, F 52201,
F 52203, F 52204, F 52205 (Series A and B).
- F 8651, F 51656, F 51657, F 51658, F 51879, F 51920a, F 51921, F 52198a (used on Series A
and on part of Series B).
- F 51664/6a, F 51664, F 51666, F 51745 (Series A to C).
- F 51116 (used on Series A to part of Series C).
- F 51850, F 51880, F 51881, F 51882, F 51883 (Series A to D).
- F 9778, F 51848 (Series A to E).
- F 7840, F 50973, F 50978, F 50980, F 51284, F 51285 (Series A to H).
- F 51667/8a (used on Series A to part of Series H).
- F 51875 (used on Series A to part of Series J).
- F 52411, F 52412a, F 52427 (used on part of Series B).
- F 52709, F 52710 (Series B to K).
- F 52125, F 52426, F 52512 (used on part of Series B to Series K).
- F 51958, F 52236, F 52237, F 52238/9a, F 52239, F 52247a, F 52251, F 52252, F 52253,
F 52254, F 52255, F 52256, F 52257, F 52258, F 52260, F 52263, F 52264a, F 52671,
F 52672, F 52704, F 52705, F 52707, F 52708 (Series C to K).
- F 52438a, F 52439 (Series C to H). F 52428 (Series C to part of Series J).
- F 52227 (Series C to F). F 52357/8a, F 52358 (Series D to K).
- F 51659, F 52362, F 52713 replaced by F 53875 *Eatumete*
- F 51660, F 52363, F 52712 replaced by F 53874 *Eatumar*
- F 51851 replaced by F 53073 *Eatulend* F 51852 replaced by F 53074 *Eatuloot*
- F 51871 replaced by F 53871 *Eatuleave* F 51872 replaced by F 53872 *Eatuliver*
- F 51873 replaced by F 53869 *Eatulapt* F 51874 replaced by F 53870 *Eatulike*
- F 51878 replaced by F 53868 *Eatuland*
- F 52060 replaced by { F 54034 *Eatumill* (" B " type).
{ F 54955 *Eatukeer* (" D " type).
- F 52061 replaced by F 54035 *Eatumice* F 52128 replaced by F 54647 *Eatukles*
- F 52129 replaced by F 54646 *Eatuiche*
- F 52698 replaced by F 53616 *Eatugyowl* (Series C to K).
- F 52706 replaced by F 53873 *Eatukorf* (Series C to part of Series J).

Please quote Chassis Number when ordering.



CABLES & FITTINGS.

The following parts are used on Series E to K:—

| DESCRIPTION | No. off | Piece No. | Code Word |
|--|---------|-----------|-----------|
| Cable, Single, Armoured, to tail lamp | 1 | F 53018 | Eatugyire |
| Cable, Single, battery to terminal box (positive) (black) (Series F to K) | 1 | F 53487 | Eatugyule |
| Cable, Single, distribution board to ammeter (" B " type steering) (red) (feed) | 1 | F 54820 | Eatuing |
| Cable, Single, distribution board to ammeter (" B " type steering) (red) (return) | 1 | F 54818 | Eatuist |
| Cable, Single, distribution board to ammeter (" D " type steering) (red) (feed) | 1 | F 54821 | Eatukate |
| Cable, Single, distribution board to ammeter (" D " type steering) (red) (return) | 1 | F 54819 | Eatuke |
| † Conduit ½" dia. (2nd crossmember) (Series C to K) | 1 | F 54181 | Eatuned |
| Ferrule for magneto cable (black) (used on part of Series F to Series H) | 1 | F 53307 | Bynoe |
| Stud, Earthing, for battery cable (Series G to K) | 1 | F 73298 | Cadett |
| Washer for earthing stud (Series G to K) | 1 | F 73300 | Cadwell |

The following parts are used on Series J and K:—

| | | | |
|--|---|---------|-----------|
| Clip for cable casing on dash | 1 | F 54115 | Eatunear |
| Conduit, ½" dia. (head and side lamp cables) (near and off sides) | 2 | F 54620 | Eatunic |
| Conduit, ½" dia. (head and side lamp cables) (near and off sides) | 2 | F 54621 | Eatunow |
| Ferrule for cable (No. 1 black) | 1 | F 74073 | Eatuper |
| Ferrule for cable (A. red) | 2 | F 74075 | Eatupoor |
| Ferrule for cable (No. 6 red) | 1 | F 74076 | Eatupint |
| Ferrule for magneto cable (black) | 1 | F 74078 | Eatupub |
| Ferrule for cable (No. 8 red) | 1 | F 74086 | Eatupious |

Please quote Chassis Number when ordering.

† Only required for chassis destined for Australia.

CABLES AND FITTINGS—continued

| DESCRIPTION | No. off | Piece No. | Code Word |
|--|---------|-----------|-----------|
| The following parts are used on part of Series J and on Series K :— | | | |
| Bracket for $\frac{3}{8}$ " conduit | 2 | F 54106a | Eatugwey |
| Cable, Single, distribution board to Klaxon (black) .. . | 1 | F 54614 | Eatukust |
| Socket, Split, for $\frac{1}{2}$ " conduits .. . | 1 | F 54490a | Eatupush |
| Casing on dash .. . | 1 | F 54790a | Eatunude |
| Cable, Single, Klaxon switch to terminal box (orange) .. | 1 | F 72592 | Burleton |
| Connection, Cable, with insulation .. . | 1 | F 72821/2 | Creffeld |
| Packing for conduit bracket (positive) (used on part of Series J) .. . | 2 | F 53728 | Eatupuff |
| The following parts are used on part of Series K :— | | | |
| Cable, Single, distribution board to thermometer (orange).. | 1 | F 76217 | Eatuluk |
| †Cable, Single, warning lamp to earth (orange) .. . | 1 | F 76222 | Eatumore |
| §Cable, Single, warning lamp to earth (orange) .. . | 1 | F 77803 | Roemag |
| †Cable, Single, thermometer to warning lamp (orange) .. | 1 | F 76216 | Eatumush |
| §Cable, Single, thermometer to warning lamp (orange).. | 1 | F 77804 | Roemagay |
| Conduit for dynamo and Klaxon cables .. . | 1 | F 54107 | Roegrope |

DISTRIBUTION BOARD AND CUT-OUT

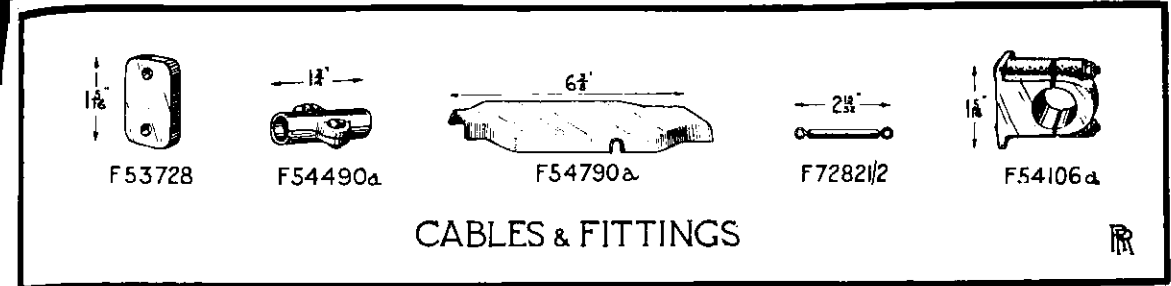
The existing Catalogue is correct from Series A to part of Series J with the following revision :—
 D 50678, D 50700 (Series A). D 50679, D 50696, D 51184 (Series A to H).

The following parts are no longer supplied separately :—
 D 50496a, D 50506, D 50508, D 50509, D 50510a, D 50654a, D 50683, D 50742, D 50979a,
 D 51061/2 and cut-out complete.
 D 50815a replaced by D 51413a *Eatugual*

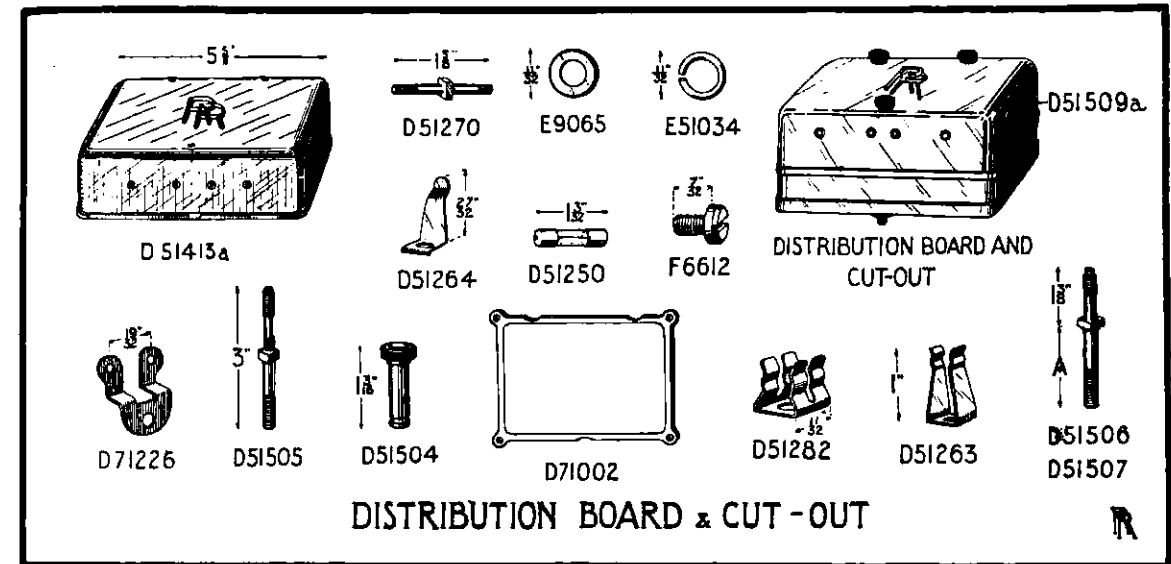
| DESCRIPTION | No. off | Piece No. | Code Word |
|---|---------|-----------|-----------|
| Distribution Board, complete (Series A to K) .. . | 1 | — | Eatugvux |
| Screw for diagram of connections (Series A to K) .. . | 4 | F 6612 | Coode |
| Stud, Terminal (only required when side lamps are fitted on scuttle) (Series A to K) .. . | 1 | D 51270 | Eatugyard |
| The following parts are used on part of Series E to Series K :— | | | |
| Stop for "field" fuse .. . | 1 | D 51264 | Eatugwuff |
| Washer .. . | 1 | E 9065 | Vurghbote |
| Clip for "field" fuse (in circuit) .. . | 2 | D 51263 | Eatugtop |
| Clip for spare "field" fuse (used on part of Series F to Series K) .. . | 1 | D 51282 | Eatugtue |
| Frame, securing for diagram (used on part of Series G to Series H) .. . | 1 | D 71002 | Conway |
| Fuse, "field" complete in glass tube .. . | 2 | D 51250 | Conybeare |

Please quote Chassis Number when ordering.

† Used when warning lamp is fitted on off side of instrument board.
 § Used when warning lamp is fitted on centre of instrument board.



CABLES & FITTINGS



DISTRIBUTION BOARD & CUT-OUT

The following parts are used on part of Series J and on Series K :—

| DESCRIPTION | No. off | Piece No. | Code Word |
|---|---------|-----------|-----------|
| Bolt, Securing .. . | 1 | D 51505 | Eatugsuch |
| Bolt, Securing, A=1.350" .. . | 1 | D 51506 | Eatugsum |
| Bolt, Securing, A=1.625" .. . | 1 | D 51507 | Eatugtan |
| Cover for distribution board, complete with fuse wire holder .. . | 1 | D 51509a | Eatuguet |
| Diagram of connections (aluminium) (used on Series J and on part of Series K) (not illustrated) .. . | 1 | D 51501 | Eatuguich |
| †Diagram of connections (aluminium) (used on Series J and on part of Series K) (not illustrated) .. . | 1 | D 51502 | Eatugume |
| Diagram of connections (aluminium) (used on part of Series K) (not illustrated) .. . | 1 | D 51517 | Eatugvase |
| †Diagram of connections (aluminium) (used on part of Series K (not illustrated) .. . | 1 | D 51518 | Eatugvat |
| Nut, Cover Securing .. . | 3 | D 51504 | Eatugvoor |
| Ring, Retaining, for cover nuts .. . | 3 | E 51034 | Coatol |
| Terminal, Cut-out Main .. . | 1 | D 71226 | Eatugyes |

Please quote Chassis Number when ordering.

† Only required on chassis destined for Australia.

BENDIX DRIVE FOR STARTER MOTOR

This section has been replaced by the following parts on Series A to part of Series B and on Series F to K :—

| DESCRIPTION | No. off | Piece No. | Code Word |
|---|---------|-----------|-----------|
| Bearing, Ball Journal, 52 m/m. × 25 m/m. × 9 m/m. | 1 | E 13764 | Eatugest |
| Bush, Operating | 1 | D 51134 | Eatugill |
| Clutch, Sleeve, with friction washer | 1 | D 51323a | Eatugirse |
| Cover, Clutch | 1 | D 50872 | Murcott |
| Drive, Starter Motor (as illustrated) | 1 | — | Roejaper |
| Piece, Driving | 1 | D 50884a | Mytholm |
| Pinion, Starting | 1 | D 51130a | Eatugool |
| Plate, Outer Clutch | 1 | D 51142 | Eatugowk |
| Plunger for damping spring | 1 | D 51135 | Eatugray |
| Ring, Distance | 1 | D 51385 | Eatugrea |
| Ring, Retaining, for plunger | 1 | D 51139 | Eatugrede |
| Ring, Slip | 1 | D 51384 | Eatugreer |
| Ring, Spring Locking, for clutch cover | 1 | D 50911 | Neenton |
| Sleeve, Screwed Operating, A=4 $\frac{1}{4}$ " (used on Series A to part of Series B) | 1 | D 51131 | Roejanet |
| Sleeve, Screwed Operating (Series F to K), A=5 $\frac{1}{4}$ " | 1 | D 51335 | Eatugsaw |
| Spring, Damping | 1 | D 51544 | Eatugsell |
| Spring, Disengaging | 1 | D 51546 | Eatugsing |
| Spring, Engaging | 1 | D 51545 | Eatugsit |
| Stop, Disengagement (used on Series A to part of Series B) | 1 | D 51137a | Roejar |
| Stop, Disengagement (Series F to K) | 1 | D 51336a | Eatugsoap |
| Washer, Fibre Distance, for driving piece | 1 | D 50908 | Nedgang |

BIJUR DRIVE FOR STARTER MOTOR

(Used on part of Series B to Series E).

D 50886, D 50933 (used on part of Series B and on Series C).
 D 51045 (used on part of Series B).
 D 51060, D 51171 (Series D and E).
 D 50892 and D 51235 are only supplied as a unit D 51235a *Roegrill*

STARTER SWITCH

The existing Catalogue is correct from Series A to G with the following revision :—

Switch, complete—*Oakbank* replaced by Switch, complete *Eatugas*
 E 14144 replaced by D 51515 *Eatuge*
 D 50623a and D 50646a supplied as one unit D 50646b *Ebeggar*

D 50620, D 50624, D 50638, D 50639 replaced by the following :—

| DESCRIPTION | No. off | Piece No. | Code Word |
|--|---------|-----------|-----------|
| Bush, Insulating, for outer contact bush | 1 | D 51233 | Eatufvun |
| Bush, Insulating, for switch spindle | 1 | D 51232 | Eatufyawn |
| Separator, Contact | 1 | D 51231 | Eatugain |

The following parts are used on Series H to K :—

| | | | |
|-------------------------------|---|----------|-----------|
| Contact, Switch, with spindle | 1 | D 51122a | Eatufyear |
| Cover, Starter Switch | 1 | D 51225a | Eatufyie |
| Contact Maker, with guide | 1 | D 51229a | Eatufyore |
| Lever, Switch Operating | 1 | D 51226 | Eatufyung |

Please quote Chassis Number when ordering.

Technical drawings of starter motor drive components. The top row shows a ring (D51139), a nut (D51134), a spring (D51545), a ring (D51142), and a ring (E13764). The middle row shows a ring (D51336a), the complete starter drive assembly (STARTER DRIVE COMPLETE), a ring (D51135), and a ring (D50908). The bottom row shows a ring (D50911), a nut (D51137a), a spring (D51546), a spring (D51544), a ring (D51385), a ring (D50884a), a ring (D51323a), a nut (D51130a), a screw (D51335), a screw (D51131), a ring (D50872), and a ring (D51235a). Dimensions are indicated for several parts.

Technical drawings of starter switch components. The top row shows a contact bush (D51225a), a ring (D51515), the complete starter switch assembly (STARTER SWITCH), a ring (D51232), and a ring (D51231). The bottom row shows a contact bush (D50646b, D5122a), a separator (D51233), a contact bush (D51226), and a contact bush (D51229a). Dimensions are indicated for several parts.

DYNAMO AND SUSPENSION

The existing Catalogue is correct from Series A to K with the following revision. The following parts are no longer supplied separately:—

D 1687, D 50221a, D 50222a, D 50222b, D 50232, D 50292, D 50293, D 50294, D 50295, D 50296, D 50297, D 50298, D 50299, D 50306, D 50548, D 50553, D 50590, D 50593, D 50596, D 50765, D 50768a, D 50770, D 50791, D 51031a, D 51037, D 51038, D 51126, D 51129, D 51145, D 51183, D 51269, D 51626, E 6510, F 6580, Armature, complete, and Dynamo Case.

D 50031a replaced by D 51488a *Eatufulls* D 50031b replaced by D 51488b *Eatufuil*
 D 50227 } replaced by D 51150 *Eatufuft* D 50736a replaced by D 51326a *Eatufuan*
 D 50771 }
 D 50761a replaced by D 51325a *Eatufstoy* D 50761b replaced by D 51325b *Eatufstug*

STARTER MOTOR

The existing Catalogue is correct from Series A to K with the following revision:—

D 50573 is replaced by D 51429 *Demevrius* and is transferred together with D 50879 to Crankcase and Bearings Section.

D 50227 replaced by D 51150 *Eatufuft*.

Starter Motor, complete (Series A to K) *Elcoast*.

The following parts are no longer supplied separately:—

D 50021, D 50022, D 50220, D 50221a, D 50222a, F 50233, D 50234, D 50235, D 50236, D 50237, D 50240, D 50241, D 50242, D 50245, D 50247, D 50248, D 50274, D 50462, D 50570, D 50571, D 50572, D 50877, D 50878, D 50932, D 50965, E 17266.

Armature complete, Motor Case, Hoff. Nos. 115, 117, 125, 4198.

SWITCHBOX

The existing Catalogue is correct from Series A to K with the following revision:—

°D 50346, D 50347 °

D 50352a, D 50352b, D 50391 (Series A).

D 50847a, D 50847b (Series B).

D 51037a, D 51037b (Series C to K).

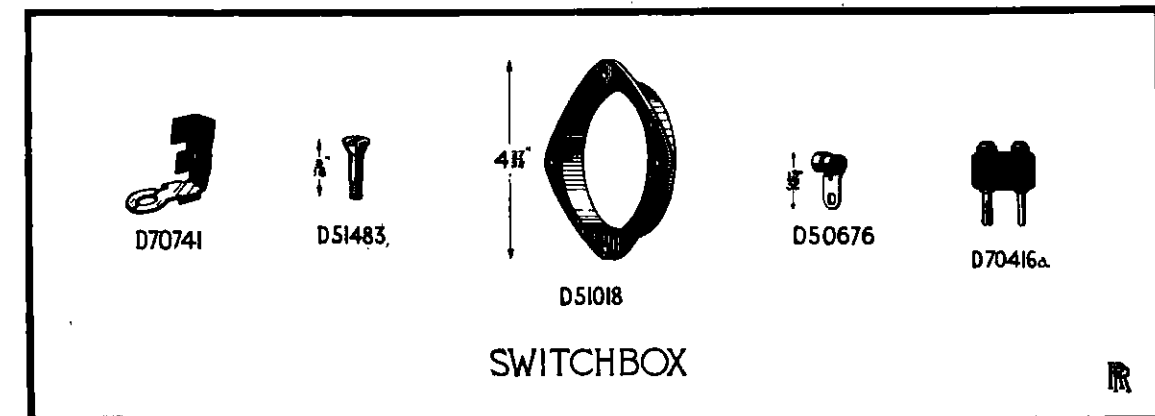
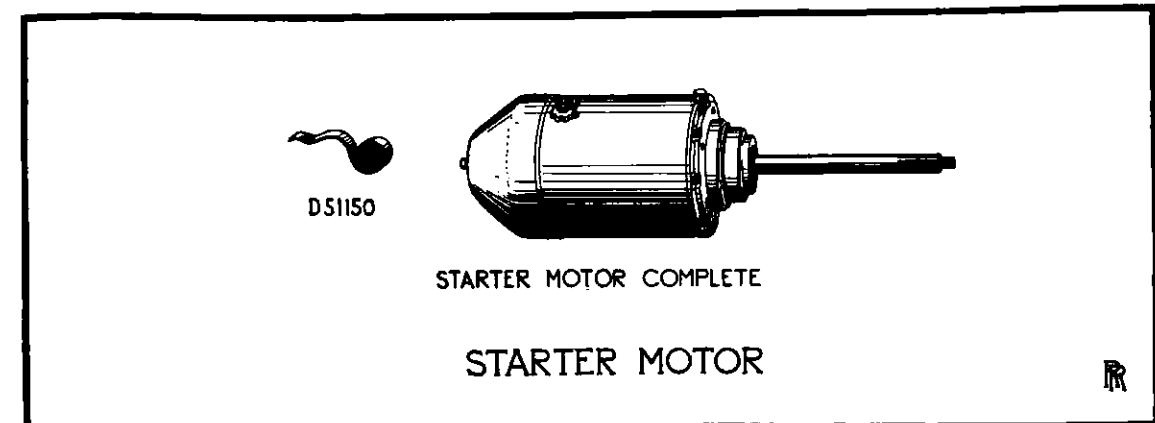

D 50367 (Series A to D).

F 8069 (used on Series A to part of Series F).

D 50348 replaced by D 51483 *Eatufvoir*

| DESCRIPTION | No. off | Piece No. | Code Word |
|--|---------|-----------|------------------|
| Eye, Cable | 1 | D 70741 | <i>Eatufvex</i> |
| Terminal for cable eye | 1 | D 50676 | <i>Kenarth</i> |
| Flange for switchbox (Series E to K). .. . | 1 | D 51018 | <i>Caihness</i> |
| Plug, Inspection (used on part of Series F to Series K) .. | 1 | D 70416a | <i>Eatufview</i> |

° Please quote Chassis Number when ordering and also state Chassis Finish for parts marked °



The following parts are no longer supplied separately:—

D 50332, D 50336, D 50337, D 50338, D 50339, D 50340, D 50341, D 50342, D 50343, D 50350a, D 50351a, D 50362a, D 50369, D 50370, D 50372, D 50377, D 50378, D 50407, D 50408, D 50409, D 50564, D 50638, D 50709, D 50844, D 50845, D 50846a, D 50848, D 50849, D 50855, D 50856, D 50857, D 50859, D 50860, D 50861, D 50867, D 50985a, D 51185a.

Please quote Chassis Number when ordering.

SPANNERS AND TOOLS

The existing Catalogue is correct from Series A to K with the following revision :—

The following parts are now obsolete :—

Petrol Funnel, *Flunkyism*; Michelin Jack, *Tothals*; Forked Tyre Lever, *Totland*.

Add Piece Number F 53557 to Feeler Gauge *Convex*

Add Piece Number F 77247 to Hydrometer *Totfold*.

D 50910 (used on part of Series A).

F 2893/4, F 6372, F 9799, F 9881 (Series A).

E 52012 (Series A and B).

F 51933/6, F 51960/4 (Series B and K).

D 50962 (used on part of Series A to Series F).

F 51789 (used on Series A to part of Series J).

Dunlop Wheel Spanner *Golynos* (used on Series A to part of Series F).

Half-round File *Tosside*, Chisel *Conoid*, Hammer *Column*, 12" Tyre Lever *Totties*, 18" Tyre Lever *Touchen*, F 10552 (Series A to J).

F 52219 (used on part of Series B to Series K).

F 52716 (used on part of Series C to Series K).

D 50881 replaced by D 50912 *Avila*

E 52309 replaced by E 53792 *Edelbert*

G 3425a replaced by G 3425b *Axton*

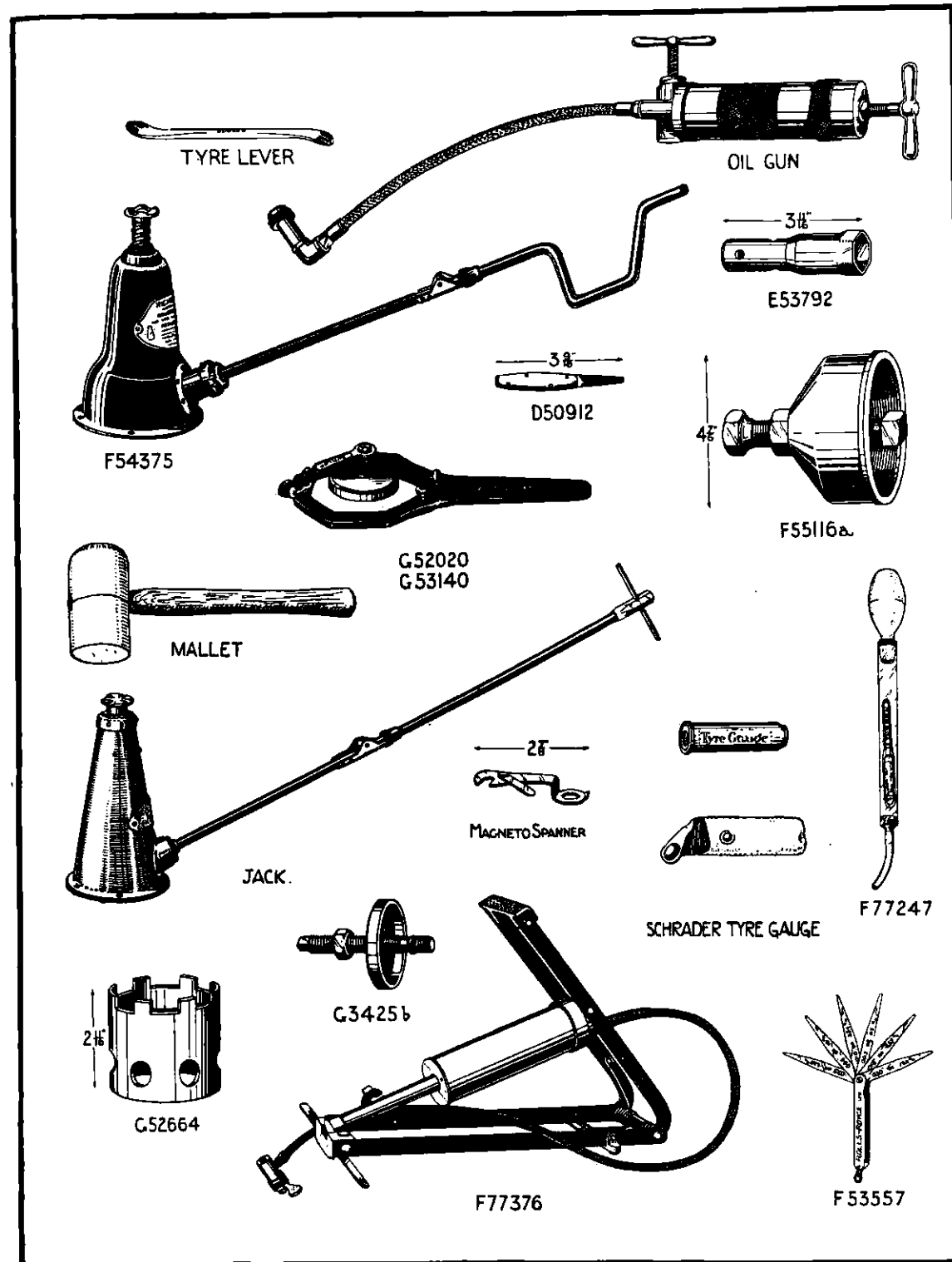
Flexible Oil Gun *Fluviatic* replaced by Flexible Oil Gun with intensifier *Avisone*

Mallet *Myrtle* replaced by Rubber Headed Mallet *Eatufyell*

Dunlop Foot Pump *Fluoboric* replaced by F 77376 *Pilsgate*

| DESCRIPTION | No. off | Piece No. | Code Word |
|---|---------|-----------|-----------|
| Cap for hub withdrawal | 1 | F 55116a | Ebarker |
| Gauge, Schrader Straight Type Tyre Pressure (English) (complete in purse) | 1 | — | Ebarracks |
| Gauge, Schrader Straight Type Tyre Pressure (Continental) (complete in purse) | 1 | — | Ebasher |
| Jack, Michelin "Forrest" (Type 1,000 kilos) | 1 | F 54375 | Ebarley |
| Jack, Michelin "Flirt" (Type 1 ton) | 1 | — | Ebasist |
| Lever, Special Dunlop Tyre | 1 | — | Ebasket |
| Spanner, Special, for Dunlop detachable wheels (used on part of Series F to Series J) | 1 | G 52020 | Ebaton |
| Spanner, Special, for Dunlop detachable wheels (Series K) | 1 | G 53140 | Ebatter |
| Spanner, Tube, for wheel hub retaining nut (used on part of Series F to Series K) | 1 | G 52664 | Ebeacon |
| Spanner, Watford Magneto | 1 | — | Axham |

Please quote Chassis Number when ordering.



SPARES

The existing Catalogue is correct from Series A to K with the following revision :—

E 51540a no longer supplied.

E 6333, E 6336, E 9377, E 10107, E 18632, E 51646, E 51647, E 52596 replaced by
 Jubilee Clip No. 1 *Dudine*
 Jubilee Clip No. 1x *Duplock*

D 50892 and D 51235 replaced by D 51235a *Roegrill* (on part of Series B to Series E).

E 52936 replaced by E 53158 *Ducie* (Series C to K).

D 50842 (used on part of Series A).

D 50721 (used on Series A to part of Series B).

E 50157, E 52017 (Series A and B).

D 50761a, D 50761b, D 50736a (Series A to E).

D 50963 (used on part of Series A to Series F).

E 51890 (used on Series A to part of Series K) (no longer supplied).

E 52965 (Series C to K).

| DESCRIPTION | No. off | Piece No. | Code Word |
|--|---------|-----------|-----------|
| Cup, Adjusting, for lower end of push rod (used on part of Series K) | 12 | E 54523 | Roemafry |
| Box for electrical spares (Series G to K) | 1 | D 51399 | Ebeads |
| Clutch Sleeve, with friction washer, for starter drive (used on Series A to part of Series B and on Series F to K) | 1 | D 51323a | Eatugirse |
| Fuse, "Field," complete in glass tube (used on part of Series E to Series K) | 1 | D 51250 | Conybeare |
| Ring, Locking, for starter motor drive cover (used on Series A to part of Series B and on Series F to K) | 1 | D 50911 | Neenton |
| Strip, Leather, for top of radiator shutters | 2 | E 53666 | Drapper |
| Washer, Cork Joint, for "Autovac" tank | 1 | F 10921 | Badgery |
| Washer, Leather, for radiator shutter retaining bolts | 2 | E 53667 | Drinan |
| †Weight, Balance, for road wheel (Bakelite) | 15 | G 73873 | Eattasoap |
| ‡Weight, Balance, for road wheel (Bakelite) | 12 | G 73878 | Eattarue |
| †Weight, Balance, for road wheel (Lead) | 15 | G 73872 | Eattasip |
| ‡Weight, Balance, for road wheel (Steel) | 12 | G 73879 | Eattasea |
| §Wheel, Detachable, Dunlop Road | 1 | — | — |

Please quote Chassis Number when ordering.

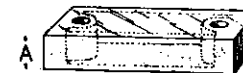
† Only required when wire wheels are fitted.

‡ Only required when artillery wheels are fitted.

§ To suit wheels fitted.

STANDARD PARTS

BLOCK FOR RUBBER BUFFER



| Piece No. | "A" Dimension. |
|-----------|-----------------|
| K 6002 | $\frac{3}{4}$ " |

BOLTS



5 B.A. ($\frac{1}{8}$ " Diameter approx.)

| Length under head. | Piece No. |
|--------------------|-----------|
| $\frac{1}{2}$ " | *K 3704A |
| $\frac{1}{8}$ " | *K 3708 |

3 B.A. ($\frac{5}{32}$ " Diameter approx.)

| | |
|-------------------|---------|
| $\frac{1}{2}$ " | K 3604 |
| $1\frac{1}{32}$ " | KA 3609 |
| $1\frac{1}{16}$ " | K 3617 |
| $2\frac{1}{16}$ " | K 3622 |

2 B.A. ($\frac{3}{16}$ " Diameter approx.)

| | |
|------------------|--------|
| $\frac{3}{16}$ " | KA 106 |
| $1\frac{1}{2}$ " | K 113 |
| $1\frac{1}{8}$ " | KA 113 |

1 B.A. ($\frac{7}{32}$ " Diameter approx.)

| | |
|-------------------|---------|
| $1\frac{3}{16}$ " | K 3510 |
| $1\frac{1}{16}$ " | KA 3511 |
| $1\frac{1}{8}$ " | K 3512 |

($\frac{1}{4}$ " Diameter.)

| | |
|-------------------|--------|
| $1\frac{9}{16}$ " | KA 213 |
| $1\frac{1}{2}$ " | K 214 |
| $2\frac{3}{16}$ " | K 220 |
| $\frac{1}{2}$ " | K 242 |

($\frac{5}{16}$ " Diameter.)

| Length under head. | Piece No. |
|--------------------|-----------|
| $\frac{21}{16}$ " | KA 303 |
| $\frac{15}{16}$ " | KA 306 |
| 1" | K 307 |
| $1\frac{1}{16}$ " | K 311 |
| $1\frac{1}{8}$ " | K 313 |
| $\frac{5}{8}$ " | K 344 |
| $\frac{3}{4}$ " | K 345 |

($\frac{3}{8}$ " Diameter.)

| | |
|-------------------|-------|
| $2\frac{3}{16}$ " | K 419 |
| 1" | K 454 |
| $1\frac{1}{8}$ " | K 455 |
| $1\frac{1}{4}$ " | K 456 |

FRAME BOLTS



| Dia. | Length under head. | Piece No. |
|------------------|--------------------|-----------|
| $\frac{5}{16}$ " | $2\frac{1}{16}$ " | K 7321 |

TAPER BOLTS



| Dia. | Length under head. | Piece No. |
|------------------|--------------------|-----------|
| $\frac{5}{16}$ " | $\frac{1}{8}$ " | K 1005 |
| $\frac{5}{16}$ " | $\frac{3}{16}$ " | K 1006 |

Please quote Chassis Number when ordering.

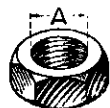
* Nickel deposited.

SPECIAL HEADED BOLTS



| Dia. | Length under head. | Piece No. |
|------------------|--------------------|-----------|
| $\frac{5}{16}$ " | $\frac{3}{4}$ " | KA 702 |

LOCK NUTS



| Diameter "A." | Material. | Piece No. |
|----------------------------------|----------------|-----------|
| $\frac{1}{8}$ " approx. (5 B.A.) | Steel | *K 4301A |
| $\frac{1}{8}$ " | Brass | *K 4302A |
| $\frac{5}{32}$ " | (3 B.A.) Steel | *K 4304A |
| $\frac{5}{32}$ " | Brass | *K 4305A |
| $\frac{3}{16}$ " | (2 B.A.) Steel | *K 4307A |
| $\frac{3}{16}$ " | Steel | *K 4307B |
| $\frac{1}{4}$ " | Brass | *K 4311A |
| $\frac{3}{8}$ " | Brass | *K 4317A |

PLAIN NUTS



$\frac{3}{8}$ " approx. (7 B.A.) *K 4101A

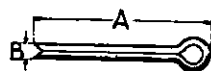
PINS



($\frac{3}{8}$ " Diameter.)

| Length under head. | Piece No. |
|--------------------|-----------|
| $\frac{7}{8}$ " | K 6607 |
| $1\frac{1}{32}$ " | K 6710 |

SPLIT PINS



| "A." | "B." | Piece No. |
|------------------|------------------|-----------|
| $1\frac{1}{2}$ " | $\frac{3}{16}$ " | K 4625 |

Please quote Chassis Number when ordering.

* Nickel deposited.

RIVETS



($\frac{5}{16}$ " Diameter.)

| Length under head. | Piece No. |
|--------------------|-----------|
| $\frac{1}{8}$ " | K 6101 |
| $\frac{3}{4}$ " | K 6105 |

($\frac{3}{8}$ " Diameter.)

| Length under head. | Piece No. |
|--------------------|-----------|
| $\frac{1}{8}$ " | K 6204 |
| 2" | K 6223 |

CHEESEHEAD SCREWS



5 B.A. ($\frac{1}{8}$ " Diameter approx.)

| Length under head. | Material. | Piece No. |
|--------------------|---------------|-----------|
| $\frac{1}{4}$ " | * | K 1701A |
| $\frac{1}{8}$ " | * | K 1704A |
| $\frac{1}{2}$ " | Nickel Silver | K 1712 |
| $\frac{3}{8}$ " | Nickel Silver | K 1727 |
| $\frac{1}{2}$ " | * | K 1805A |
| $\frac{1}{16}$ " | * | K 1813A |
| $\frac{1}{8}$ " | * | K 1817A |

COUNTERSUNK HEAD SCREWS



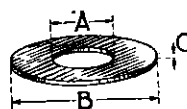
2 B.A. ($\frac{3}{16}$ " Diameter approx.)

| Length overall. | Material. | Piece No. |
|-----------------|-----------|-----------|
| $\frac{1}{8}$ " | Steel | K 2816 |

($\frac{1}{4}$ " Diameter.)

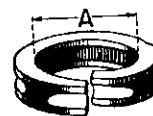
| | | |
|------------------|-------|--------|
| $\frac{1}{16}$ " | Steel | K 2907 |
|------------------|-------|--------|

FIBRE WASHERS



| "A." | "B." | "C." | Piece No. |
|------------------|------------------|------------------|-----------|
| $\frac{1}{8}$ " | $1\frac{1}{8}$ " | $\frac{1}{32}$ " | K 5013 |
| $\frac{7}{8}$ " | $1\frac{1}{4}$ " | $\frac{1}{16}$ " | K 5015 |
| $1\frac{1}{8}$ " | $1\frac{1}{2}$ " | $\frac{1}{16}$ " | K 5024 |

GROVER WASHERS



| Diameter "A." | Piece No. |
|-----------------------------------|-----------|
| $\frac{5}{32}$ " approx. (5 B.A.) | *K 4503A |
| $\frac{3}{16}$ " (2 B.A.) | *K 4505A |
| $\frac{1}{16}$ " (1 B.A.) | K 4507 |

PLAIN WASHERS



| Diameter "A." | Material. | Piece No. |
|------------------|-----------|-----------|
| $\frac{1}{8}$ " | Steel | *K 4401A |
| $\frac{1}{8}$ " | Brass | *K 4402A |
| $\frac{7}{16}$ " | Brass | K 4417 |
| $\frac{3}{16}$ " | Steel | *K 7701A |

THACKERAY WASHERS



| "A." | Piece No. |
|------------------|-----------|
| $\frac{3}{16}$ " | *K 3803A |
| $\frac{5}{16}$ " | *K 3805A |

FLAT SPRING WASHERS



| "A." | Piece No. |
|------------------|-----------|
| $\frac{1}{8}$ " | *K 9003A |
| $\frac{1}{8}$ " | *K 9003B |
| $\frac{1}{8}$ " | *K 9005A |
| .175" | *K 9006A |
| .200" | *K 9008A |
| $\frac{3}{32}$ " | *K 9010A |
| $\frac{1}{16}$ " | *K 9010A |

STEEL BALLS

(Diameter.)

| |
|------------------|
| $\frac{3}{16}$ " |
| $\frac{9}{16}$ " |
| $\frac{5}{32}$ " |

Please quote Chassis Number when ordering.

* Nickel deposited.